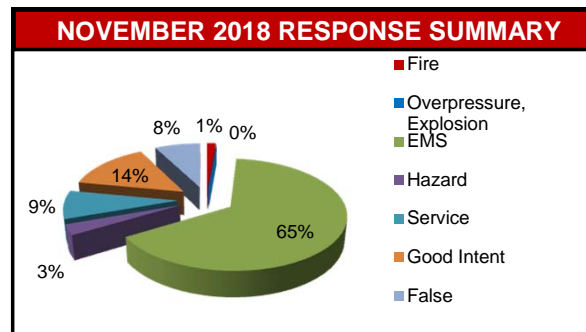
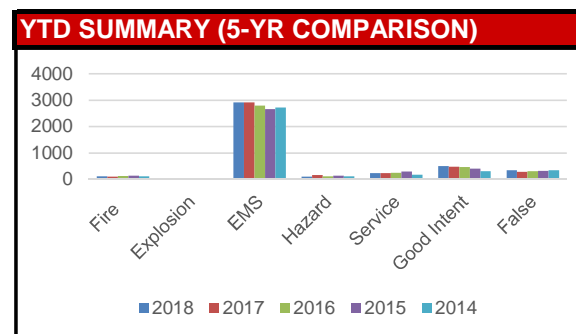


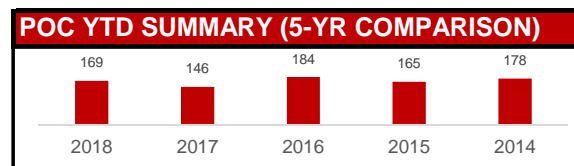
RESPONSE SUMMARY				
NFIRS INCIDENT TYPE SERIES	NOV 2018	2018 YTD	2017 YTD	YTD CHANGE
Fire	5	121	105	15.24%
Explosion, Excessive Heat	0	1	3	
EMS	231	2919	2914	0.17%
Hazard	11	104	163	-36.20%
Service	30	244	236	3.39%
Good Intent	51	511	483	5.80%
False	27	353	292	20.89%
Other	0	2	6	
TOTAL	355	4255	4202	1.26%



NOVEMBER FIRES	
Building	Roger B. Chaffee, Huizen
Cooking	
Trash, Rubbish, Dumpster	
Brush, Vegetation	
Mobile Home	
Vehicle	36th SW, 44th/Poinsettia, 43rd



POC RESPONSE SUMMARY				
	NOV 2018	2018 YTD	2017 YTD	YTD CHANGE
Toned Out Calls	16	169	146	15.75%




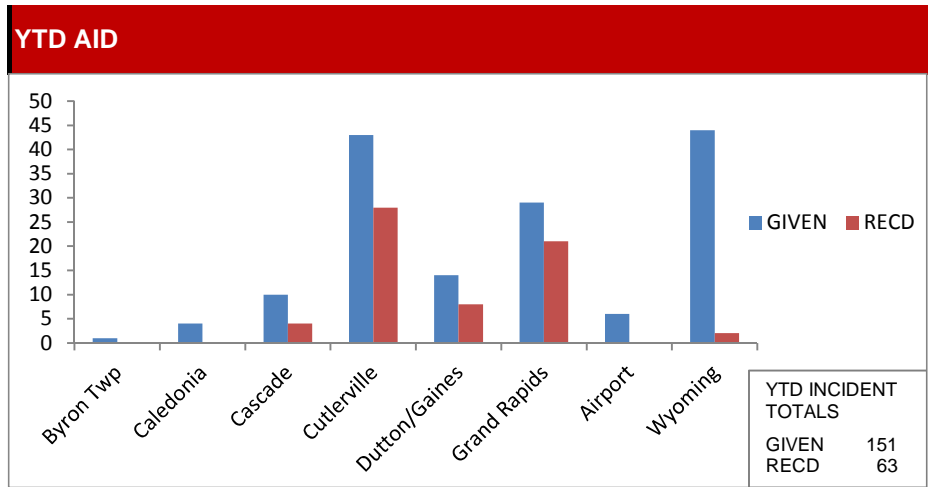
NOVEMBER REASON FOR EMS CALL (excluding Unknown, NA)							
Abdominal Pain	5	Chest Pain	14	Headache		Psych. Prob/Suicide Attempt	1
Allergies		Choking	1	Heart Problems		Sick	7
Animal Bite		CO Poisoning/Hazmat		Heat/Cold Exposure		Stab/Gunshot	
Assault	2	Convulsions/Seizure	2	Hemorrhage/Laceration	1	Stroke/CVA	2
Back Pain		Diabetic Problem	3	Industrial Accident		Traffic Accident	11
Breathing Problem	18	Electrocution/Lightning		Medical Alarm		Traumatic Injury	6
Burns		Eye Problem		Overdose/Ingestion/Poisoning	4	Transfer/Interfacility/Palliative Care	
Cardiac Arrest	2	Falls	23	Pregnancy/Childbirth	1	Unconscious/Fainting	12

NARCAN (NALOXONE) USE				
	NOV 2018	2018 YTD	2017 YTD	YTD CHANGE
Times Administered	1	21	29	-27.59%

NOVEMBER AID BY DEPARTMENT (Multiple departments may respond to single incident)		
DEPARTMENT	Given	Received
Airport		
Byron Twp.		
Caledonia	1	
Cascade		1
Cutlerville	6	1
Dutton/Gaines		
Grand Rapids	3	2
Grand Rapids Twp.		
Grandville		
Wyoming	4	

CASUALTIES			
	NOV 2018	2018 YTD	2017 YTD
Fire Service Injuries	0	3	1
Civilian Injuries	1	5	1
Fire Service Deaths	0	0	0
Civilian Deaths	0	0	0

FIRE PREVENTION BUREAU				
ACTIVITIES	NOV 2018	2018 YTD	2017 YTD	YTD CHANGE
Construction Plan Review	24	279	300	-7.00%
New Construction	1	18	13	
Remodel	10	115	121	
Sprinkler	6	79	65	
Site Plan	1	25	37	
Fire Alarm	6	42	64	
Annual Business Inspections	148	976	1369	-28.71%
Annual Initial	97	636	937	
Reinspections	51	339	430	
Occupancy Capacity Checks	0	0	170	
Pre-Occupancy Inspections	1	2	0	
Certificate of Occupancy Insp.	0	2	42	
Not Ready	0	5	3	
Walk Through	0	3	20	
Tent Inspections	0	0	2	
Protection/Detection Systems	0	26	49	
Complaint Investigation	0	13	18	
Vacant/Closed Businesses	8	107	72	
Investigations	2	32	12	
Smoke Detector Installations	0	28	247	
CO Alarm Installations	0	5	28	



Spray booth, Roger B. Chaffee
November 8, 2018