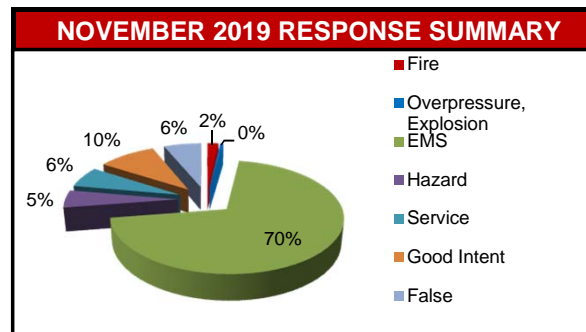
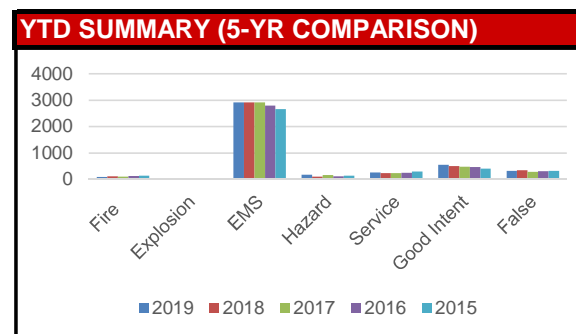


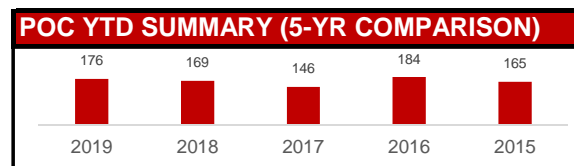
RESPONSE SUMMARY				
NFIRS INCIDENT TYPE SERIES	NOV 2019	2019 YTD	2018 YTD	YTD CHANGE
Fire	7	92	121	-23.97%
Explosion, Excessive Heat	2	6	1	
EMS	269	2916	2919	-0.10%
Hazardous Condition, Standby	20	180	104	73.08%
Service	24	267	244	9.43%
Good Intent	37	553	511	8.22%
False	24	323	353	-8.50%
Other	0	3	2	
TOTAL	383	4340	4255	2.00%



NOVEMBER FIRES	
Building	N. Breton Ct., Union Ct., Falling Brook
Cooking	Breton (2), Andover
Vehicle	Forest Hill/Burton



POC RESPONSE SUMMARY				
	NOV 2019	2019 YTD	2018 YTD	YTD CHANGE
Toned Out Calls	13	176	169	4.14%



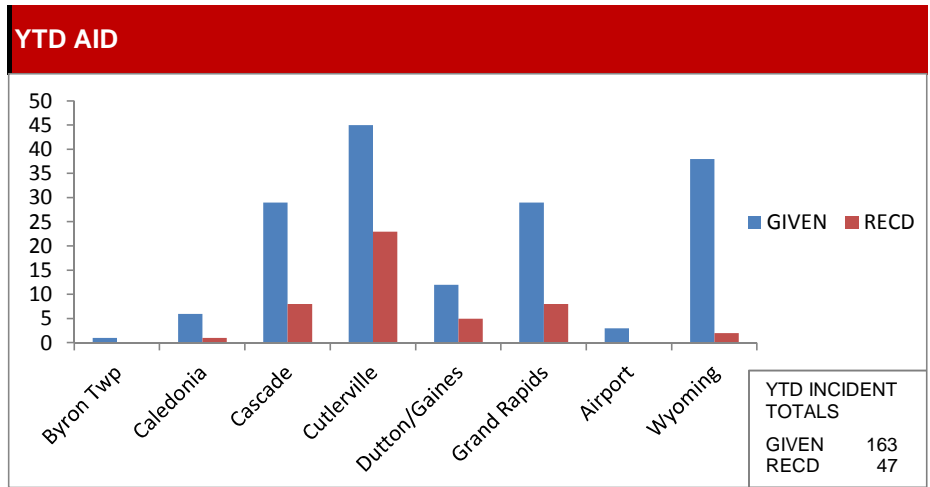
NOVEMBER REASON FOR EMS CALL (excluding Unknown, NA)							
Abdominal Pain	3	Chest Pain	13	Headache	2	Psych. Prob/Suicide Attempt	6
Allergies		Choking		Heart Problems	3	Sick	2
Animal Bite		CO Poisoning/Hazmat		Heat/Cold Exposure		Stab/Gunshot	
Assault		Convulsions/Seizure	5	Hemorrhage/Laceration	3	Stroke/CVA	6
Back Pain	1	Diabetic Problem	5	Industrial Accident		Traffic Accident	14
Breathing Problem	36	Electrocution/Lightning		Medical Alarm		Traumatic Injury	6
Burns		Eye Problem		Overdose/Ingestion/Poisoning	6	Transfer/Interfacility/Palliative Care	
Cardiac Arrest	3	Falls	12	Pregnancy/Childbirth		Unconscious/Fainting	7

NARCAN (NALOXONE) USE				
	NOV 2019	2019 YTD	2018 YTD	YTD CHANGE
Times Administered	2	15	21	-28.57%

NOVEMBER AID BY DEPARTMENT (Multiple departments may respond to single incident)		
DEPARTMENT	Given	Received
Airport		
Byron Twp.		
Caledonia		
Cascade	4	
Cutlerville	3	4
Dutton/Gaines		1
Grand Rapids		1
Grand Rapids Twp.		
Grandville		
Wyoming	5	

CASUALTIES			
	NOV 2019	2019 YTD	2018 YTD
Fire Service Injuries	0	4	3
Civilian Injuries	0	3	5
Fire Service Deaths	0	0	0
Civilian Deaths	0	3	0

FIRE PREVENTION BUREAU				
ACTIVITIES	NOV 2019	2019 YTD	2018 YTD	YTD CHANGE
Construction Plan Review	14	321	279	15.05%
New Construction	0	36	18	
Remodel	8	102	115	
Sprinkler	0	73	79	
Site Plan	2	56	25	
Fire Alarm	3	54	42	
Annual Business Inspections	48	682	976	-30.12%
Annual Initial	31	449	636	
Reinspections	17	233	339	
Occupancy Capacity Checks	0	0	0	
Pre-Occupancy Inspections	2	9	2	
Certificate of Occupancy Insp.	4	44	2	
Not Ready	0	2	5	
Walk Through	0	49	3	
Tent Inspections	0	0	0	
Protection/Detection Systems	5	114	26	
Complaint Investigation	0	5	13	
Vacant/Closed Businesses	7	69	107	
Investigations	2	15	32	-53.13%
Smoke Detector Installations	47	272	28	871.43%
CO Alarm Installations	13	82	5	



PICTURE OF THE MONTH



Employees had used approximately 13 extinguishers in an effort to put out a fire in a parts washer on 32nd St. 11/11/19