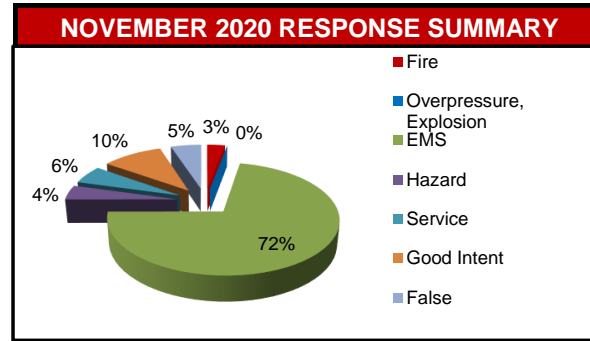
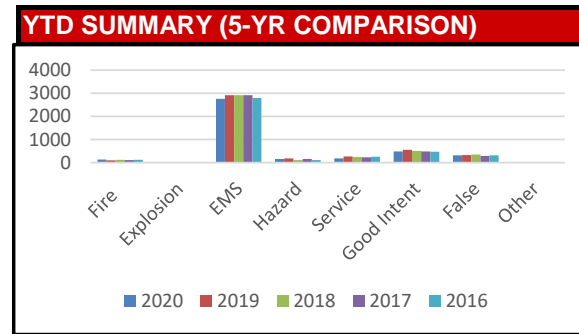


# NOVEMBER 2020 KENTWOOD FIRE DEPARTMENT REPORT

RESPONSE SUMMARY				
NFIRS INCIDENT TYPE SERIES	NOV 2020	2020 YTD	2019 YTD	YTD CHANGE
Fire	13	133	92	44.57%
Explosion, Excessive Heat	0	2	6	
EMS	313	2765	2916	-5.18%
Hazardous Condition, Standby	19	159	180	-11.67%
Service	24	179	267	-32.96%
Good Intent	44	487	553	-11.93%
False	22	311	323	-3.72%
Other	0	2	3	
<b>TOTAL</b>	<b>435</b>	<b>4038</b>	4340	-6.96%

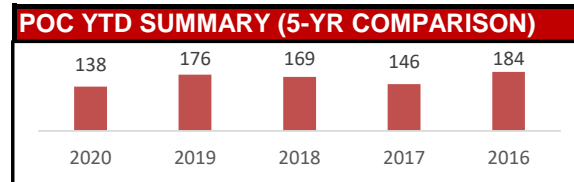


NOVEMBER FIRES	
Building	Woodfield, Spica, Michael
Mobile Home	Keeler Ct.
Cooking	44th, Gatetree
Chimney	Kran
Vehicle	Wing, 28th
Trash, rubbish, vegetation	32nd, Breton Valley
Dumpster	East Paris, Ironwood



POC RESPONSE SUMMARY				
	NOV 2020	2020 YTD	2019 YTD	YTD CHANGE
Toned Out Calls	5	138	176	-21.59%

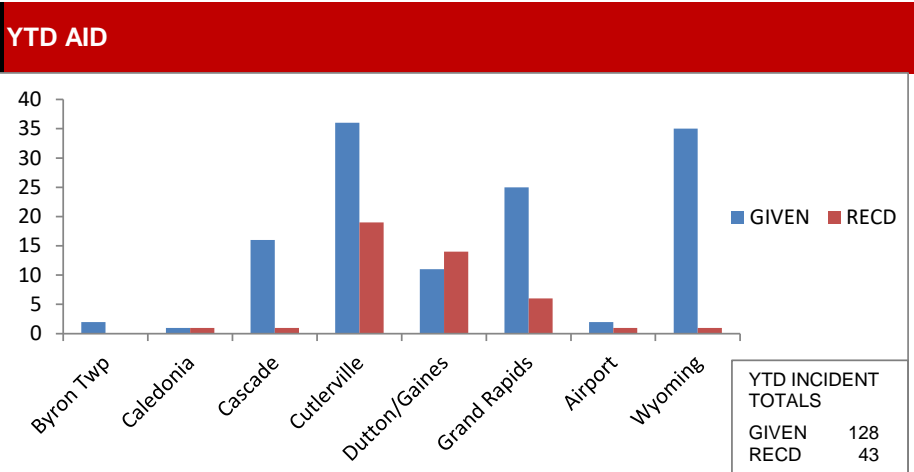
Since mid-March no POC have responded, but would have been called.



NOVEMBER REASON FOR EMS CALL (excluding Unknown, NA)							
Abdominal Pain	8	Chest Pain	21	Headache	2	Psych. Prob/Suicide Attempt	18
Allergies		Choking	2	Heart Problems	2	Sick	15
Animal Bite		CO Poisoning/Hazmat	1	Heat/Cold Exposure		Stab/Gunshot	2
Assault	3	Convulsions/Seizure	7	Hemorrhage/Laceration	6	Stroke/CVA	5
Back Pain	3	Diabetic Problem	1	Industrial Accident	1	Traffic Accident	23
Breathing Problem	75	Electrocution/Lightning		Medical Alarm		Traumatic Injury	1
Burns		Eye Problem		Overdose/Ingestion/Poisoning	13	Unconscious/Fainting	14
Cardiac Arrest	5	Falls	43	Pregnancy/Childbirth	3	Well Person Check	2

NARCAN (NALOXONE) USE				
	NOV 2020	2020 YTD	2019 YTD	YTD CHANGE
Times Administered	3	17	15	13.33%

<b>NOVEMBER AID BY DEPARTMENT</b> (Multiple departments NOVEMBER respond to single incident)		
DEPARTMENT	Given	Received
Airport	1	
Byron Twp.		
Caledonia		
Cascade		
Cutlerville	5	
Dutton/Gaines	2	
Grand Rapids	2	
Grand Rapids Twp.		
Grandville		
Wyoming	5	



<b>CASUALTIES</b>			
	NOV 2020	2020 YTD	2019 YTD
Fire Service Injuries	0	1	4
Civilian Injuries	0	3	3
Fire Service Deaths	0	0	0
Civilian Deaths	0	1	3

<b>FIRE PREVENTION BUREAU</b>				
ACTIVITIES	NOV 2020	2020 YTD	2019 YTD	YTD CHANGE
Construction Plan Review	20	206	321	-35.83%
New Construction/Addition	4	17	36	
Remodel	5	51	102	
Sprinkler	5	44	73	
Site Plan	3	49	56	
Fire Alarm	2	38	54	
Demolition	1	7		
Annual Business Inspections	1	158	682	-76.83%
Annual Initial	0	112	449	
Reinspections	0	46	233	
Self Inspections	27	97		
Pre-Occupancy Inspections	0	6	9	
Certificate of Occupancy Insp.	0	44	44	
Not Ready	0	0	2	
Walk Through	2	14	49	
Tent Inspections	0	0	0	
Protection/Detection Systems	6	98	114	
Complaint Investigation	0	9	5	
Vacant/Closed Businesses	0	13	69	
Investigations	0	19	15	26.67%
Smoke Detector Installations	50	364	272	33.82%
CO Alarm Installations	6	32	82	-60.98%



Site of trench rescue on Plover Dr.  
November 4, 2020