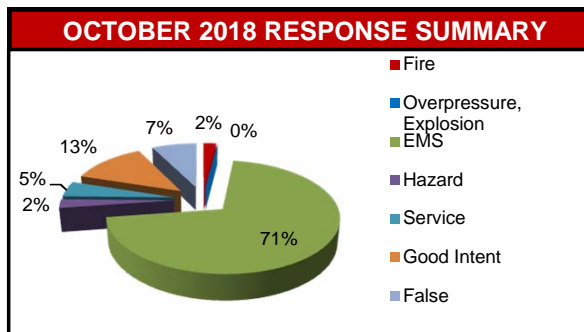
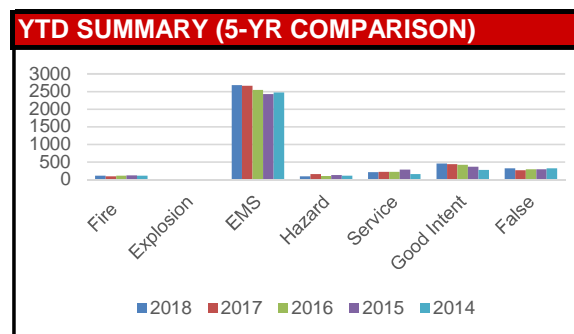


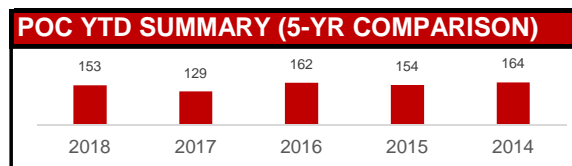
RESPONSE SUMMARY				
NFIRS INCIDENT TYPE SERIES	OCT 2018	2018 YTD	2017 YTD	YTD CHANGE
Fire	8	116	94	23.40%
Explosion, Excessive Heat	0	1	2	
EMS	275	2688	2671	0.64%
Hazard	10	93	157	-40.76%
Service	18	214	220	-2.73%
Good Intent	49	460	443	3.84%
False	29	326	265	23.02%
Other	0	2	6	
TOTAL	389	3900	3858	1.09%



OCTOBER FIRES	
Building	Brookwood, 76th, Oneida, Rowland
Cooking	Haleh Circle
Trash, Rubbish, Dumpster	
Brush, Vegetation	
Mobile Home	S. Division
Vehicle	Coach Ln., Breton Industrial Park Dr.



POC RESPONSE SUMMARY				
	OCT 2018	2018 YTD	2017 YTD	YTD CHANGE
Toned Out Calls	15	153	129	18.60%



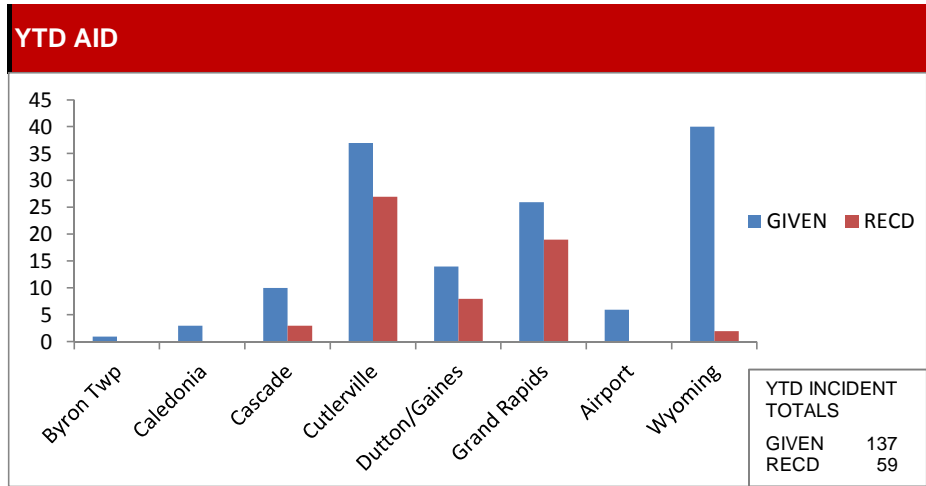
OCTOBER REASON FOR EMS CALL (excluding Unknown, NA)							
Abdominal Pain	4	Chest Pain	12	Headache	1	Psych. Prob/Suicide Attempt	4
Allergies		Choking		Heart Problems		Sick	6
Animal Bite		CO Poisoning/Hazmat		Heat/Cold Exposure		Stab/Gunshot	
Assault	1	Convulsions/Seizure	5	Hemorrhage/Laceration	2	Stroke/CVA	2
Back Pain		Diabetic Problem	1	Industrial Accident		Traffic Accident	15
Breathing Problem	33	Electrocution/Lightning		Medical Alarm		Traumatic Injury	1
Burns		Eye Problem		Overdose/Ingestion/Poisoning	2	Transfer/Interfacility/Palliative Care	
Cardiac Arrest	3	Falls	23	Pregnancy/Childbirth	2	Unconscious/Fainting	6

NARCAN (NALOXONE) USE				
	OCT 2018	2018 YTD	2017 YTD	YTD CHANGE
Times Administered	2	20	27	-25.93%

OCTOBER AID BY DEPARTMENT (Multiple departments may respond to single incident)		
DEPARTMENT	Given	Received
Airport		
Byron Twp.		
Caledonia		
Cascade		
Cutlerville	3	2
Dutton/Gaines	3	
Grand Rapids	5	2
Grand Rapids Twp.		
Grandville		
Wyoming	6	

CASUALTIES			
	OCT 2018	2018 YTD	2017 YTD
Fire Service Injuries	0	3	1
Civilian Injuries	0	4	1
Fire Service Deaths	0	0	0
Civilian Deaths	0	0	0

FIRE PREVENTION BUREAU				
ACTIVITIES	OCT 2018	2018 YTD	2017 YTD	YTD CHANGE
Construction Plan Review	26	255	265	-3.77%
New Construction	1	17	13	
Remodel	14	105	117	
Sprinkler	7	73	57	
Site Plan	1	24	32	
Fire Alarm	3	36	46	
Annual Business Inspections	60	828	1243	-33.39%
Annual Initial	41	539	841	
Reinspections	19	288	400	
Occupancy Capacity Checks	0	0	170	
Pre-Occupancy Inspections	1	1	0	
Certificate of Occupancy Insp.	0	2	41	
Not Ready	0	5	3	
Walk Through	0	3	18	
Tent Inspections	0	0	2	
Protection/Detection Systems	1	26	46	
Complaint Investigation	1	13	18	
Vacant/Closed Businesses	4	99	66	
Investigations	1	31	12	
Smoke Detector Installations	9	232	331	
CO Alarm Installations	5	5	28	



PICTURE OF THE MONTH

