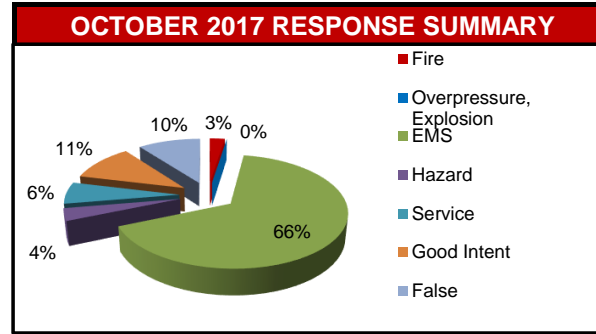
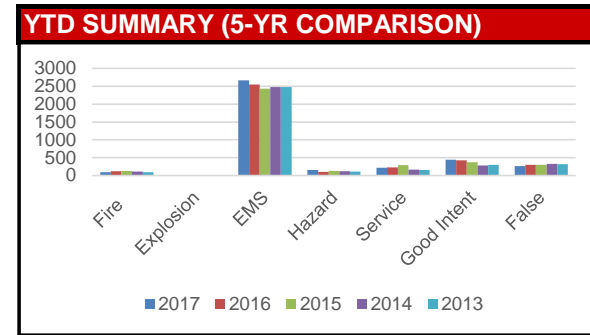


# OCTOBER 2017 KENTWOOD FIRE DEPARTMENT REPORT

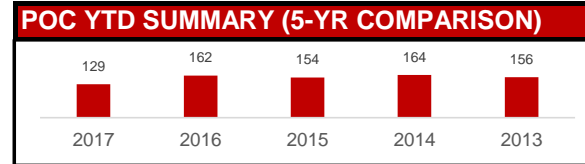
| RESPONSE SUMMARY                     |            |          |          |            |
|--------------------------------------|------------|----------|----------|------------|
| NFIRS INCIDENT TYPE SERIES           | OCT 2017   | 2017 YTD | 2016 YTD | YTD CHANGE |
| Fire                                 | 9          | 94       | 115      | -18.26%    |
| Explosion, Excessive Heat            | 0          | 2        | 4        |            |
| EMS                                  | 237        | 2671     | 2549     | 4.79%      |
| Hazard                               | 13         | 157      | 103      | 52.43%     |
| Service                              | 23         | 220      | 223      | -1.35%     |
| Good Intent                          | 39         | 443      | 421      | 5.23%      |
| False                                | 37         | 265      | 295      | -10.17%    |
| Other (complaint-grill on apt. deck) | 0          | 6        | 18       |            |
| <b>TOTAL</b>                         | <b>358</b> | 3858     | 3728     | 3.49%      |



| OCTOBER FIRES |                              |
|---------------|------------------------------|
| Building      | 44th, Ridgcroft, 68th        |
| Cooking       | Billings Ct., Pheasant Ridge |
| Vehicle       | Briarwood Ct.                |
| Trash         | Coach Ln., Shaffer           |
| Compactor     | 76th                         |
|               |                              |
|               |                              |



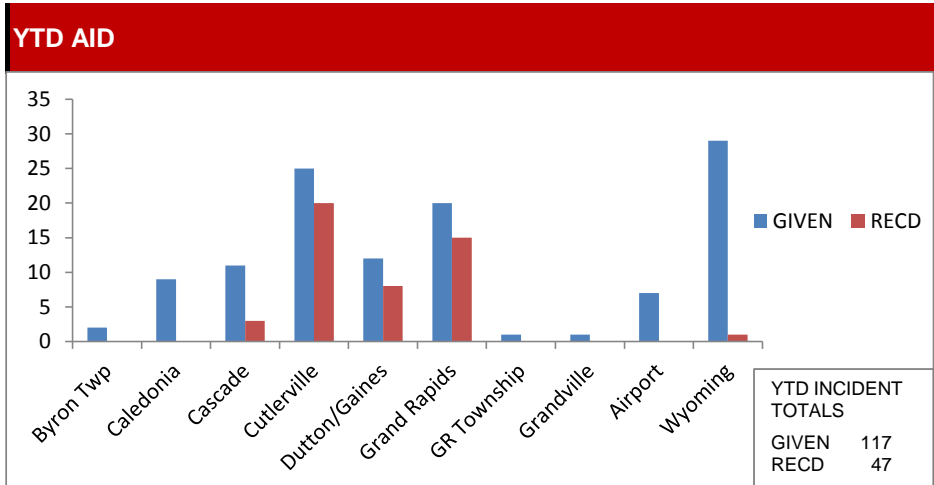
| POC RESPONSE SUMMARY |          |          |          |            |
|----------------------|----------|----------|----------|------------|
|                      | OCT 2017 | 2017 YTD | 2016 YTD | YTD CHANGE |
| Toned Out Calls      | 18       | 129      | 162      | -20.37%    |



| OCTOBER REASON FOR EMS CALL (excluding Unknown, NA) |    |                     |    |                       |   |  |   |
|---|----|---------------------|----|-----------------------|---|--|---|
| Abdominal Pain                                      |    | Chest Pain          | 2  | Headache              |   | Sick                                   | 3 |
| Allergies   | 1  | Choking             |    | Heart Problems        | 1 | Stab/Gunshot                           |   |
| Animal Bite   |    | CO Poisoning/Hazmat |    | Heat/Cold Exposure    |   | Stroke/CVA                             | 1 |
| Assault   | 1  | Convulsions/Seizure |    | Hemorrhage/Laceration | 2 | Suicide/Threat                         |   |
| Back Pain   | 1  | Diabetic Problem    | 1  | Industrial Accident   |   | Traffic Accident                       | 5 |
| Breathing Problem                                   | 11 | Drowning            |    | Ingestion/Poisoning   |   | Traumatic Injury                       | 4 |
| Burns   |    | Eye Problem         | 1  | Pregnancy/Childbirth  | 1 | Transfer/Interfacility/Palliative Care |   |
| Cardiac Arrest                                      | 1  | Falls               | 11 | Psychiatric Problems  | 3 | Unconscious/Fainting                   | 4 |

| NARCAN (NALOXONE) USE |          |          |
|-----------------------|----------|----------|
|                       | OCT 2017 | 2017 YTD |
| Times Administered    | 4        | 27       |

| OCTOBER AID BY DEPARTMENT<br>(Multiple departments may respond to single incident) |       |          |
|--|-------|----------|
| DEPARTMENT   | Given | Received |
| Airport  |       |          |
| Byron Twp.   |       |          |
| Caledonia  |       |          |
| Cascade  | 1     |          |
| Cutlerville  | 3     | 4        |
| Dutton/Gaines  | 5     | 1        |
| Grand Rapids   |       |          |
| Grand Rapids Twp.  |       |          |
| Grandville   |       |          |
| Wyoming  | 2     |          |



| CASUALTIES            |          |          |          |
|-----------------------|----------|----------|----------|
|                       | OCT 2017 | 2017 YTD | 2016 YTD |
| Fire Service Injuries | 0        | 1        | 1        |
| Civilian Injuries     | 0        | 1        | 1        |
| Fire Service Deaths   | 0        | 0        | 0        |
| Civilian Deaths       | 0        | 0        | 0        |

| FIRE PREVENTION BUREAU         |          |          |          |            |
|--------------------------------|----------|----------|----------|------------|
| ACTIVITIES                     | OCT 2017 | 2017 YTD | 2016 YTD | YTD CHANGE |
| Construction Plan Review       | 29       | 265      | 245      | 8.16%      |
| New Construction               | 2        | 15       | 32       |            |
| Remodel                        | 12       | 97       | 84       |            |
| Sprinkler                      | 6        | 67       | 64       |            |
| Site Plan                      | 3        | 26       | 34       |            |
| Fire Alarm                     | 6        | 40       | 16       |            |
| Annual Business Inspections    | 134      | 1154     | 1333     | -13.43%    |
| Annual Initial                 | 90       | 854      | 714      |            |
| Reinspections                  | 44       | 478      | 429      |            |
| Occupancy Capacity Checks      | 0        | 170      | 245      | -30.61%    |
| Pre-Occupancy Inspections      | 0        | 0        | 2        |            |
| Certificate of Occupancy Insp. | 0        | 41       | 38       | 7.89%      |
| Not Ready                      | 0        | 3        | 8        |            |
| Walk Through                   | 0        | 18       | 20       | -10.00%    |
| Tent Inspections               | 0        | 2        | 8        |            |
| Protection/Detection Systems   | 1        | 46       | 47       | -2.13%     |
| Complaint Investigation        | 0        | 18       | 16       | 12.50%     |
| Vacant/Closed Businesses       | 5        | 66       | 224      | -70.54%    |
| Investigations                 | 0        | 12       | 19       | -36.84%    |
| Smoke Detector Installations   | 1        | 232      | 316      | -26.58%    |
| CO Alarm Installations         | 0        | 28       |          |            |



Conditions complicated fire suppression in condo fire on Ridgcroft