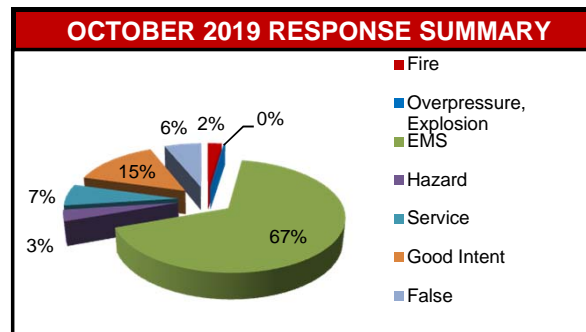
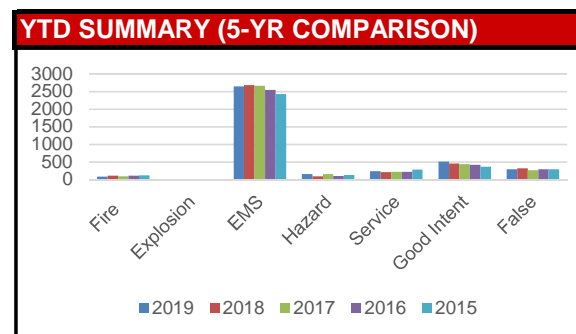



RESPONSE SUMMARY				
NFIRS INCIDENT TYPE SERIES	OCT 2019	2019 YTD	2018 YTD	YTD CHANGE
Fire	9	85	116	-26.72%
Explosion, Excessive Heat	1	4	1	
EMS	260	2647	2688	-1.53%
Hazardous Condition, Standby	13	160	93	72.04%
Service	25	243	214	13.55%
Good Intent	56	516	460	12.17%
False	24	299	326	-8.28%
Other	0	3	2	
TOTAL	388	3957	3900	1.46%



OCTOBER FIRES	
Building	Campus Park, Emerald Woods
Cooking	Springwood, Pinetree, Christie
Vehicle	Madison
Fuel Burner	36th
Rubbish, Trash	Woodbridge, Leisure South



POC RESPONSE SUMMARY				
	OCT 2019	2019 YTD	2018 YTD	YTD CHANGE
Toned Out Calls	21	163	153	6.54%



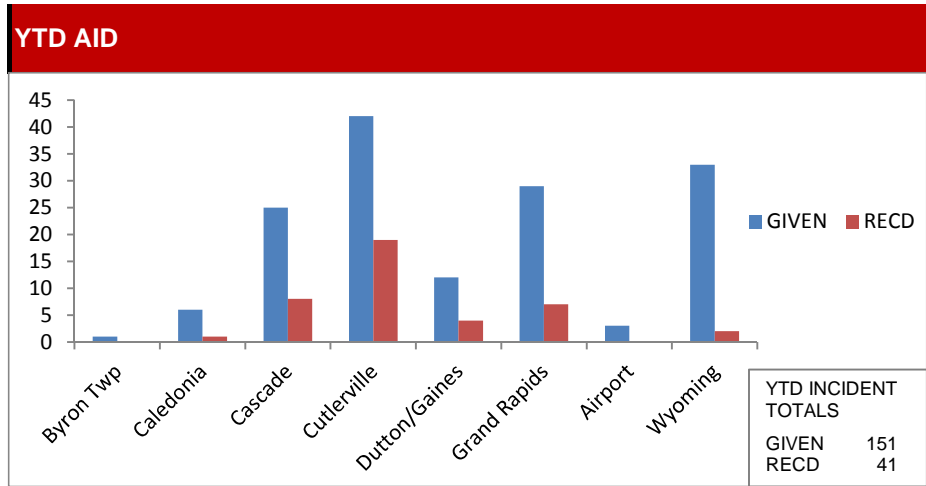
OCTOBER REASON FOR EMS CALL (excluding Unknown, NA)							
Abdominal Pain	3	Chest Pain	12	Headache		Psych. Prob/Suicide Attempt	4
Allergies	1	Choking		Heart Problems		Sick	4
Animal Bite		CO Poisoning/Hazmat		Heat/Cold Exposure		Stab/Gunshot	
Assault	4	Convulsions/Seizure	6	Hemorrhage/Laceration	5	Stroke/CVA	6
Back Pain	1	Diabetic Problem	8	Industrial Accident		Traffic Accident	9
Breathing Problem	33	Electrocution/Lightning		Medical Alarm		Traumatic Injury	4
Burns		Eye Problem		Overdose/Ingestion/Poisoning	1	Transfer/Interfacility/Palliative Care	
Cardiac Arrest	2	Falls	12	Pregnancy/Childbirth	2	Unconscious/Fainting	9

NARCAN (NALOXONE) USE				
	OCT 2019	2019 YTD	2018 YTD	YTD CHANGE
Times Administered	0	13	20	-35.00%

OCTOBER AID BY DEPARTMENT (Multiple departments may respond to single incident)		
DEPARTMENT	Given	Received
Airport		
Byron Twp.		
Caledonia	1	
Cascade	6	1
Cutlerville	7	2
Dutton/Gaines	1	1
Grand Rapids	4	3
Grand Rapids Twp.		
Grandville		
Wyoming	3	

CASUALTIES			
	OCT 2019	2019 YTD	2018 YTD
Fire Service Injuries	0	4	3
Civilian Injuries	0	3	4
Fire Service Deaths	0	0	0
Civilian Deaths	0	3	0

FIRE PREVENTION BUREAU				
ACTIVITIES	OCT 2019	2019 YTD	2018 YTD	YTD CHANGE
Construction Plan Review	32	308	255	20.78%
New Construction	2	36	17	
Remodel	9	94	105	
Sprinkler	9	73	73	
Site Plan	7	54	24	
Fire Alarm	5	51	36	
Annual Business Inspections	68	634	828	-23.43%
Annual Initial	46	418	539	
Reinspections	22	216	288	
Occupancy Capacity Checks	0	0	0	
Pre-Occupancy Inspections	2	7	1	
Certificate of Occupancy Insp.	3	40	2	
Not Ready	1	2	5	
Walk Through	2	49	3	
Tent Inspections	0	0	0	
Protection/Detection Systems	13	109	26	
Complaint Investigation	0	5	13	
Vacant/Closed Businesses	11	62	99	
Investigations	1	13	31	-58.06%
Smoke Detector Installations	58	225	28	703.57%
CO Alarm Installations	16	69	5	



3290 Patterson, October 25, 2019
Hazardous materials response for leaking nitrogen tank