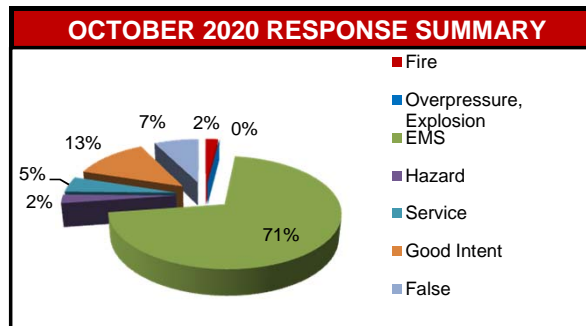
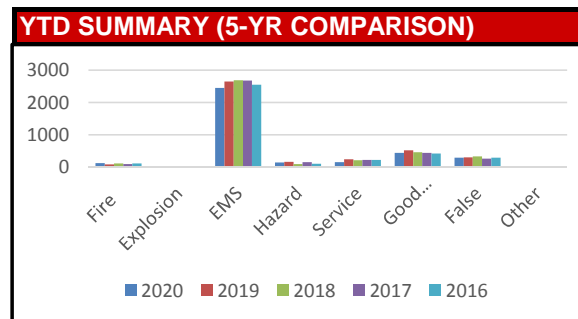


RESPONSE SUMMARY				
NFIRS INCIDENT TYPE SERIES	OCT 2020	2020 YTD	2019 YTD	YTD CHANGE
Fire	7	120	85	41.18%
Explosion, Excessive Heat	0	2	4	
EMS	260	2452	2647	-7.37%
Hazardous Condition, Standby	11	140	160	-12.50%
Service	15	155	243	-36.21%
Good Intent	40	443	516	-14.15%
False	35	289	299	-3.34%
Other	0	2	3	
TOTAL	368	3603	3957	-8.95%

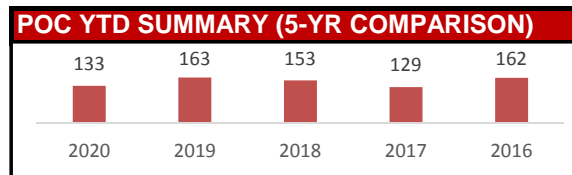


OCTOBER FIRES	
Building	Rowland, Kings Crossing Ct., 76th, 32nd
Mobile Home	Marlette
Cooking	S. Creek, Whispering Way



POC RESPONSE SUMMARY				
	OCT 2020	2020 YTD	2019 YTD	YTD CHANGE
Toned Out Calls	6	133	163	-18.40%

Since mid-March no POC have responded, but would have been called.



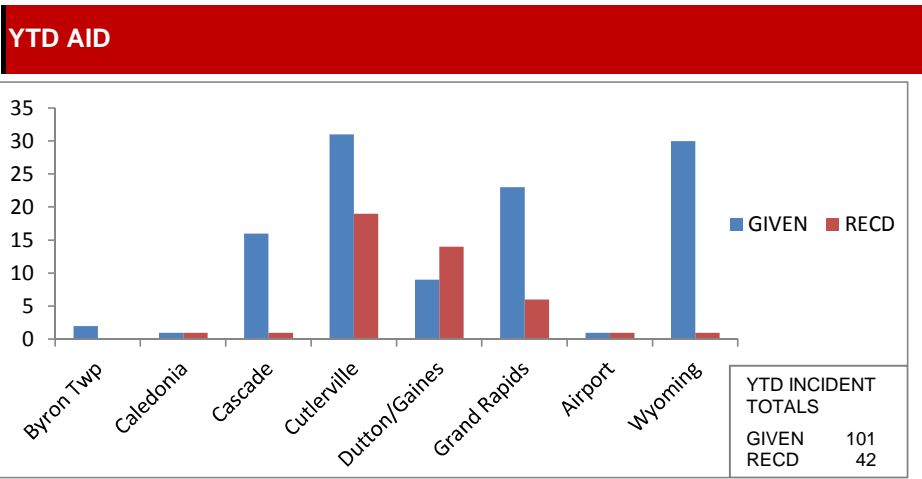
OCTOBER REASON FOR EMS CALL (excluding Unknown, NA)							
Abdominal Pain	8	Chest Pain	17	Headache		Psych. Prob/Suicide Attempt	12
Allergies	2	Choking	1	Heart Problems		Sick	7
Animal Bite		CO Poisoning/Hazmat		Heat/Cold Exposure		Stab/Gunshot	
Assault	2	Convulsions/Seizure	6	Hemorrhage/Laceration	2	Stroke/CVA	4
Back Pain	1	Diabetic Problem	4	Industrial Accident		Traffic Accident	19
Breathing Problem	42	Electrocution/Lightning	1	Medical Alarm	1	Traumatic Injury	7
Burns		Eye Problem		Overdose/Ingestion/Poisoning	6	Unconscious/Fainting	16
Cardiac Arrest	3	Falls	27	Pregnancy/Childbirth		Well Person Check	

NARCAN (NALOXONE) USE				
	OCT 2020	2020 YTD	2019 YTD	YTD CHANGE
Times Administered	0	14	13	7.69%

OCTOBER AID BY DEPARTMENT (Multiple departments OCTOBER respond to single incident)		
DEPARTMENT	Given	Received
Airport		
Byron Twp.		
Caledonia		
Cascade	1	
Cutlerville	5	1
Dutton/Gaines	1	
Grand Rapids	4	
Grand Rapids Twp.		
Grandville		
Wyoming	1	

CASUALTIES			
	OCT 2020	2020 YTD	2019 YTD
Fire Service Injuries	0	1	4
Civilian Injuries	0	3	3
Fire Service Deaths	0	0	0
Civilian Deaths	0	1	3

FIRE PREVENTION BUREAU				
ACTIVITIES	OCT 2020	2020 YTD	2019 YTD	YTD CHANGE
Construction Plan Review	17	186	308	-39.61%
New Construction/Addition	3	46	36	
Remodel	7	39	94	
Sprinkler	1	46	73	
Site Plan	3	36	54	
Fire Alarm	1	6	51	
Demolition	2	4		
Annual Business Inspections	1	158	634	-75.08%
Annual Initial	0	112	418	
Reinspections	1	45	216	
Self Inspections	13	70		
Pre-Occupancy Inspections	1	6	7	
Certificate of Occupancy Insp.	6	44	40	
Not Ready	0	0	2	
Walk Through	1	12	49	
Tent Inspections	0	0	0	
Protection/Detection Systems	6	92	109	
Complaint Investigation	0	9	5	
Vacant/Closed Businesses	0	13	62	
Investigations	0	19	13	46.15%
Smoke Detector Installations	99	314	225	39.56%
CO Alarm Installations	5	26	69	-62.32%



PICTURE OF THE MONTH



Person with broken leg rescued from tree
Mapleview St. - October 27, 2020