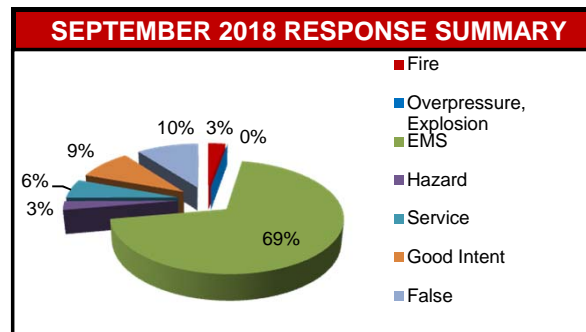
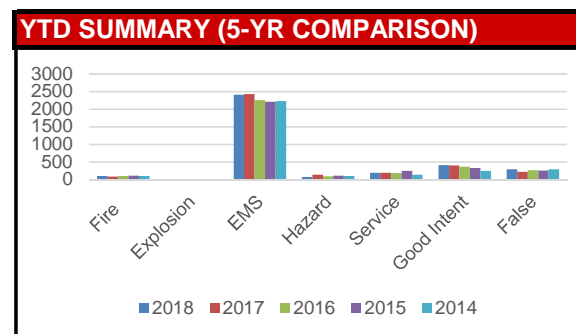


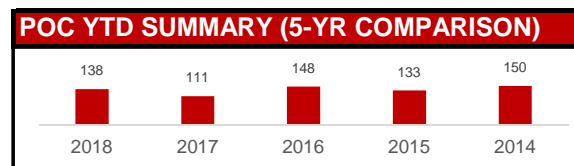
RESPONSE SUMMARY				
NFIRS INCIDENT TYPE SERIES	SEPT 2018	2018 YTD	2017 YTD	YTD CHANGE
Fire	11	108	85	27.06%
Explosion, Excessive Heat	0	1	2	
EMS	268	2413	2434	-0.86%
Hazard	10	83	144	-42.36%
Service	22	196	197	-0.51%
Good Intent	35	411	404	1.73%
False	40	297	228	30.26%
Other	1	2	6	
<b>TOTAL</b>	<b>387</b>	<b>3511</b>	<b>3500</b>	<b>0.31%</b>



SEPTEMBER FIRES	
Building	Timber Ridge Trl (2), Gettysburg, Burton, Marshall, Lake Eastbrook, Pinebrook, Vantage
Cooking	Walma, Hardwick, Broadmoor
Trash, Rubbish, Dumpster	
Brush, Vegetation	
Mobile Home	
Vehicle	



POC RESPONSE SUMMARY				
	SEPT 2018	2018 YTD	2017 YTD	YTD CHANGE
Toned Out Calls	15	138	111	24.32%



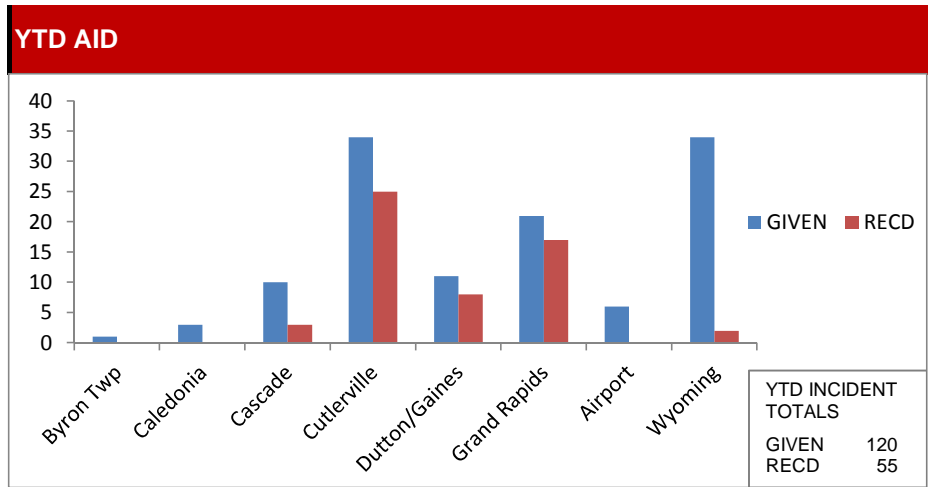
SEPTEMBER REASON FOR EMS CALL (excluding Unknown, NA)							
Abdominal Pain	4	Chest Pain	23	Headache	1	Psych. Prob/Suicide Attempt	2
Allergies	2	Choking		Heart Problems	3	Sick	4
Animal Bite		CO Poisoning/Hazmat	1	Heat/Cold Exposure		Stab/Gunshot	
Assault	1	Convulsions/Seizure	3	Hemorrhage/Laceration	3	Stroke/CVA	5
Back Pain	2	Diabetic Problem	7	Industrial Accident		Traffic Accident	16
Breathing Problem	29	Electrocution/Lightning	1	Medical Alarm		Traumatic Injury	4
Burns		Eye Problem		Overdose/Ingestion/Poisoning	4	Transfer/Interfacility/Palliative Care	
Cardiac Arrest	3	Falls	16	Pregnancy/Childbirth	1	Unconscious/Fainting	12

NARCAN (NALOXONE) USE				
	SEPT 2018	2018 YTD	2017 YTD	YTD CHANGE
Times Administered	2	18	23	-21.74%

SEPTEMBER AID BY DEPARTMENT (Multiple departments may respond to single incident)		
DEPARTMENT	Given	Received
Airport	1	
Byron Twp.		
Caledonia		
Cascade	1	1
Cutlerville	2	3
Dutton/Gaines	2	2
Grand Rapids		3
Grand Rapids Twp.		
Grandville		
Wyoming	4	1

CASUALTIES			
	SEPT 2018	2018 YTD	2017 YTD
Fire Service Injuries	0	3	1
Civilian Injuries	0	4	1
Fire Service Deaths	0	0	0
Civilian Deaths	0	0	0

FIRE PREVENTION BUREAU				
ACTIVITIES	SEPT 2018	2018 YTD	2017 YTD	YTD CHANGE
Construction Plan Review	26	229	236	-2.97%
New Construction	4	16	11	
Remodel	8	91	105	
Sprinkler	6	66	51	
Site Plan	6	23	29	
Fire Alarm	2	33	40	
Annual Business Inspections	132	768	1109	-30.75%
Annual Initial	45	498	751	
Reinspections	22	269	356	
Occupancy Capacity Checks	0	0	160	
Pre-Occupancy Inspections	0	0	0	
Certificate of Occupancy Insp.	0	2	41	
Not Ready	0	5	3	
Walk Through	0	3	18	
Tent Inspections	0	0	2	
Protection/Detection Systems	6	25	45	
Complaint Investigation	3	12	18	
Vacant/Closed Businesses	7	95	61	
Investigations	5	30	12	
Smoke Detector Installations	0	19	230	
CO Alarm Installations	0	0	28	



**PICTURE OF THE MONTH**



Rescue Training