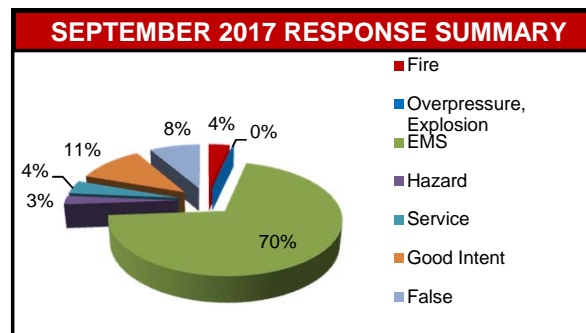
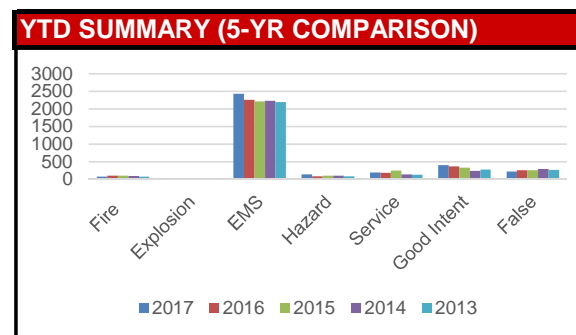


RESPONSE SUMMARY				
NFIRS INCIDENT TYPE SERIES	SEPT 2017	2017 YTD	2016 YTD	YTD CHANGE
Fire	15	85	97	-12.37%
Explosion, Excessive Heat	1	2	3	
EMS	300	2434	2001	21.64%
Hazard	11	144	86	67.44%
Service	17	197	169	16.57%
Good Intent	48	404	324	24.69%
False	36	228	241	-5.39%
Other (complaint-grill on apt. deck)	1	6	16	
TOTAL	429	3500	2937	19.17%



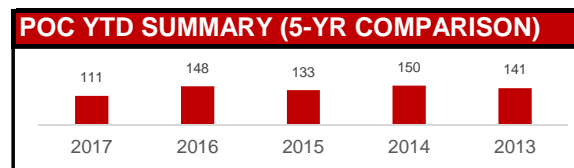
SEPTEMBER FIRES

Building	Hanna Lake , Brookmark, Karona Ct. , Broadmoor, N. Edinberg SW, Greentree , 50th SW
Cooking	Creek
Vehicle	28th
Brush, Grass	Radcliff, 28th, S. Division
Trash	44th
Dumpster, Dumpster Enclosure	Breton, Eastern



POC RESPONSE SUMMARY

	SEPT 2017	2017 YTD	2016 YTD	YTD CHANGE
Toned Out Calls	17	111	148	-25.00%



SEPTEMBER REASON FOR EMS CALL (excluding Unknown, NA)

Abdominal Pain	5	Chest Pain	22	Headache	3	Sick	13
Allergies		Choking		Heart Problems	4	Stab/Gunshot	1
Animal Bite	1	CO Poisoning/Hazmat		Heat/Cold Exposure	1	Stroke/CVA	10
Assault	2	Convulsions/Seizure	12	Hemorrhage/Laceration	2	Suicide/Threat	
Back Pain		Diabetic Problem	7	Industrial Accident		Traffic Accident	27
Breathing Problem	44	Drowning		Ingestion/Poisoning	3	Traumatic Injury	9
Burns		Eye Problem		Pregnancy/Childbirth	2	Transfer/Interfacility/Palliative Care	
Cardiac Arrest	3	Falls	44	Psychiatric Problems	4	Unconscious/Fainting	17

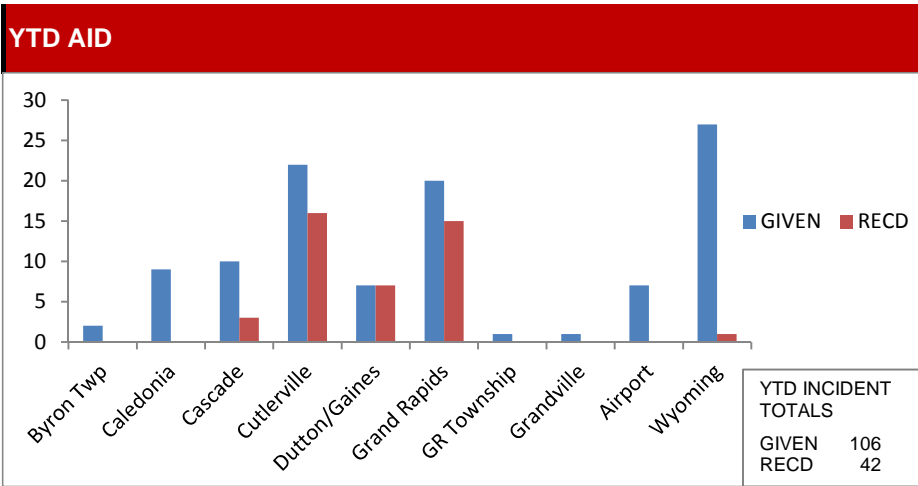
NARCAN (NALOXONE) USE

	SEPT 2017	2017 YTD
Times Administered	4	23

SEPTEMBER AID BY DEPARTMENT (Multiple departments may respond to single incident)		
DEPARTMENT	Given	Received
Airport		
Byron Twp.		
Caledonia	1	
Cascade		1
Cutlerville	3	1
Dutton/Gaines	4	
Grand Rapids	4	1
Grand Rapids Twp.		
Grandville		
Wyoming	3	

CASUALTIES			
	SEPT 2017	2017 YTD	2016 YTD
Fire Service Injuries	0	1	1
Civilian Injuries	0	1	1
Fire Service Deaths	0	0	0
Civilian Deaths	0	0	0

FIRE PREVENTION BUREAU				
ACTIVITIES	SEPT 2017	2017 YTD	2016 YTD	YTD CHANGE
Construction Plan Review	18	236	230	2.61%
New Construction	0	11	14	
Remodel	11	105	89	
Sprinkler	1	51	65	
Site Plan	3	29	25	
Fire Alarm	3	40	37	
Annual Business Inspections	121	1109	1178	-5.86%
Annual Initial	69	751	771	
Reinspections	52	356	406	
Occupancy Capacity Checks	10	170	215	-20.93%
Pre-Occupancy Inspections	0	0	1	
Certificate of Occupancy Insp.	4	41	36	13.89%
Not Ready	0	3	8	
Walk Through	0	18	18	0.00%
Tent Inspections	0	2	8	
Protection/Detection Systems	1	45	46	-2.17%
Complaint Investigation	1	18	14	28.57%
Vacant/Closed Businesses	5	61	192	-68.23%
Investigations	1	12	18	-33.33%
Smoke Detector Installations	1	231	286	-19.23%
CO Alarm Installations	0	28		



PICTURE OF THE MONTH

