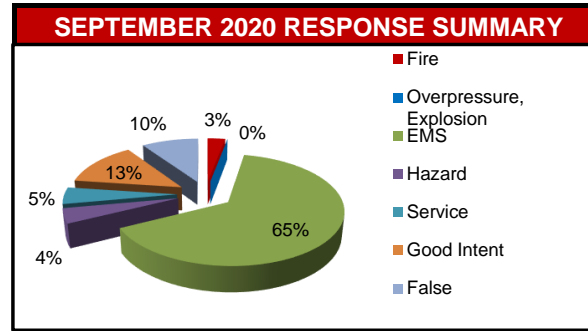
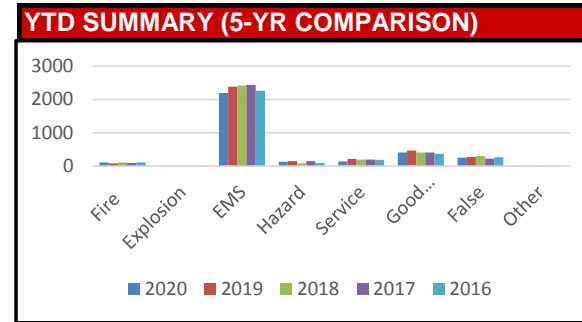


## SEPTEMBER 2020 KENTWOOD FIRE DEPARTMENT REPORT

RESPONSE SUMMARY				
NFIRS INCIDENT TYPE SERIES	SEP 2020	2020 YTD	2019 YTD	YTD CHANGE
Fire	10	113	76	48.68%
Explosion, Excessive Heat	0	2	3	
EMS	218	2192	2387	-8.17%
Hazardous Condition, Standby	15	129	147	-12.24%
Service	17	140	218	-35.78%
Good Intent	45	403	460	-12.39%
False	32	254	275	-7.64%
Other	0	2	3	
<b>TOTAL</b>	<b>337</b>	<b>3235</b>	3569	-9.36%

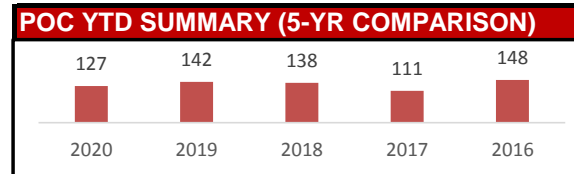


SEPTEMBER FIRES	
Building	Hunters Ridge, Janet, 28th
Cooking	Camelot, N. Breton Ct.
Vehicle	Middlebury
Brush, Grass, Trash	Ridgebrook, S. Creek
Outside Equipment (Riding Mower)	Brookmeadow
Other	Abbeydale



POC RESPONSE SUMMARY				
	SEP 2020	2020 YTD	2019 YTD	YTD CHANGE
Toned Out Calls	13	127	142	-10.56%

Since mid-March no POC have responded, but would have been called.



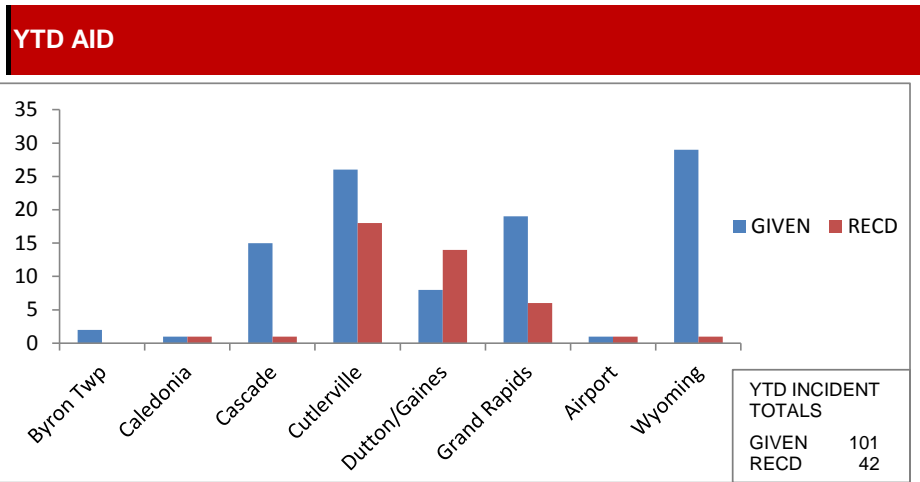
SEPTEMBER REASON FOR EMS CALL (excluding Unknown, NA)							
Abdominal Pain	6	Chest Pain	13	Headache		Psych. Prob/Suicide Attempt	6
Allergies	2	Choking		Heart Problems	1	Sick	4
Animal Bite		CO Poisoning/Hazmat		Heat/Cold Exposure		Stab/Gunshot	
Assault	3	Convulsions/Seizure	7	Hemorrhage/Laceration	1	Stroke/CVA	4
Back Pain	1	Diabetic Problem	6	Industrial Accident		Traffic Accident	9
Breathing Problem	19	Electrocution/Lightning		Medical Alarm		Traumatic Injury	2
Burns		Eye Problem		Overdose/Ingestion/Poisoning	3	Unconscious/Fainting	11
Cardiac Arrest	2	Falls	14	Pregnancy/Childbirth	1	Well Person Check	1

NARCAN (NALOXONE) USE				
	SEP 2020	2020 YTD	2019 YTD	YTD CHANGE
Times Administered	0	14	13	7.69%

SEPTEMBER AID BY DEPARTMENT (Multiple departments SEPTEMBER respond to single incident)		
DEPARTMENT	Given	Received
Airport		1
Byron Twp.		
Caledonia		
Cascade	4	
Cutlerville	3	
Dutton/Gaines		
Grand Rapids	2	1
Grand Rapids Twp.		
Grandville		
Wyoming	5	

CASUALTIES			
	SEP 2020	2020 YTD	2019 YTD
Fire Service Injuries	0	1	4
Civilian Injuries	0	3	3
Fire Service Deaths	0	0	0
Civilian Deaths	0	1	3

FIRE PREVENTION BUREAU				
ACTIVITIES	SEP 2020	2020 YTD	2019 YTD	YTD CHANGE
Construction Plan Review	12	169	276	-38.77%
New Construction/Addition	0	10	34	
Remodel	2	39	85	
Sprinkler	3	38	64	
Site Plan	5	43	47	
Fire Alarm	0	35	46	
Demolition	2	4		
Annual Business Inspections	0	157	566	-72.26%
Annual Initial	0	112	372	
Reinspections	0	45	194	
Self Inspections	48	57		
Pre-Occupancy Inspections	0	5	5	
Certificate of Occupancy Insp.	5	38	37	
Not Ready	0	0	1	
Walk Through	0	11	47	
Tent Inspections	0	0	0	
Protection/Detection Systems	7	86	96	
Complaint Investigation	1	9	5	
Vacant/Closed Businesses	0	13	51	
Investigations	0	19	12	58.33%
Smoke Detector Installations	41	215	167	28.74%
CO Alarm Installations	6	21	53	-60.38%



**PICTURE OF THE MONTH**



6455 28th St., SE - 9/14/20  
Assisted Cascade with fire in multi-tenant building being renovated