

# Kentwood Police Department Monthly Statistics

## May 2021

Incidents	MAY '19	MAY '20	MAY '21	2020 YTD	2021 YTD	5 YR AVG
		1477	1376	1566	6479	7424

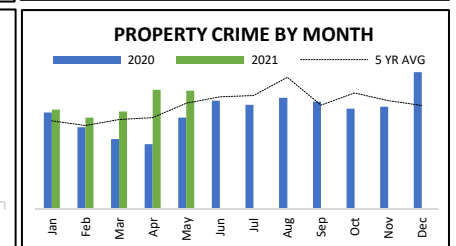
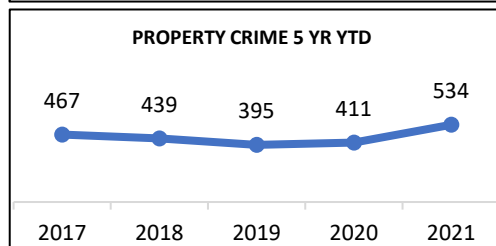
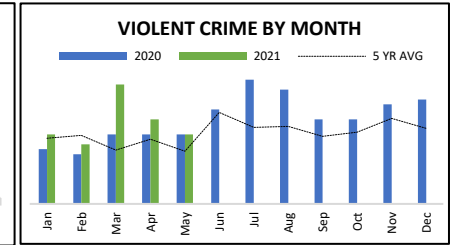
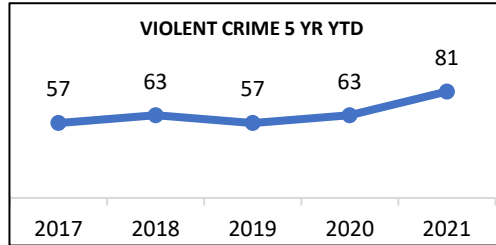
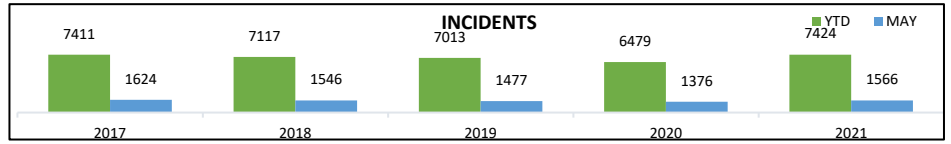
Violent Crime	MAY '19	MAY '20	MAY '21	2020 YTD	2021 YTD	5 YR AVG
	Homicide	0	2	0	3	0
Criminal Sexual Conduct	1	1	4	8	20	9
Robbery	1	3	2	8	12	10.4
Aggr. Assault	3	8	8	44	49	41.2
<b>TOTAL VIOLENT</b>	<b>5</b>	<b>14</b>	<b>14</b>	<b>63</b>	<b>81</b>	<b>61.4</b>

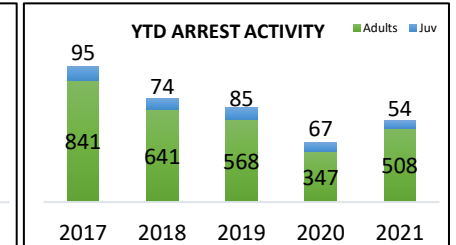
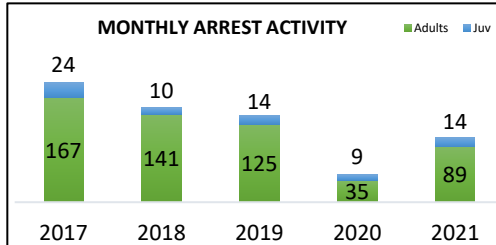
Property Crimes	MAY '19	MAY '20	MAY '21	2020 YTD	2021 YTD	5 YR AVG
	Arson	0	0	0	1	6
Burglary	12	19	15	62	55	62.6
Larceny	80	60	79	302	361	371.4
Motor Vehicle Theft	4	14	26	46	112	30
<b>TOTAL PROPERTY</b>	<b>96</b>	<b>93</b>	<b>120</b>	<b>411</b>	<b>534</b>	<b>465.6</b>

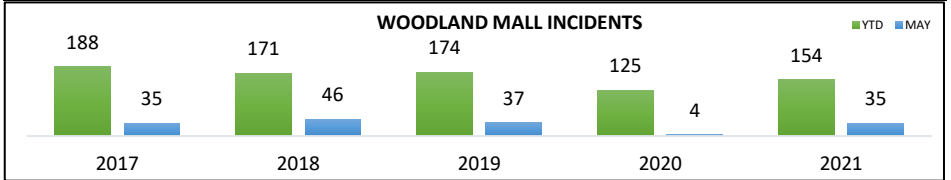
Non-Index	MAY '19	MAY '20	MAY '21	2020 YTD	2021 YTD	5 YR AVG
	Non-Aggravated Assault	46	32	65	200	323
Counterfeit & Forgery	6	1	1	14	4	12.2
Embezzlement	0	0	1	6	5	10.4
Fraud	27	28	10	90	103	116.2
Stolen Property	1	0	13	8	26	5.6
Weapons	5	8	5	22	42	17.6
Prostitution & Vice	0	0	0	1	0	0.4
Sex Offenses	1	1	1	1	3	4.2
VCSA	9	5	8	22	39	96.6
Family & Children	9	6	13	26	47	27.6
Operating While Intoxicated	10	5	8	39	60	45.8
Disorderly Conduct	19	12	8	44	50	49.2
Other Non-Index Crimes	39	45	31	136	152	138
<b>TOTAL NON-INDEX</b>	<b>172</b>	<b>143</b>	<b>164</b>	<b>609</b>	<b>854</b>	<b>750.4</b>
<b>MINOR CRIMES</b>	<b>147</b>	<b>77</b>	<b>129</b>	<b>490</b>	<b>681</b>	<b>626.2</b>
<b>TOTAL OFFENSES</b>	<b>420</b>	<b>327</b>	<b>427</b>	<b>1573</b>	<b>2150</b>	<b>1903.6</b>



ARREST	MAY '19	MAY '20	MAY '21	2020 YTD	2021 YTD	5 YR AVG
Adult	125	35	89	347	508	675
Juvenile	14	9	14	67	54	91.4
<b>TOTAL ARRESTS</b>	<b>139</b>	<b>44</b>	<b>103</b>	<b>414</b>	<b>562</b>	<b>766.4</b>



WOODLAND MALL	MAY '19	MAY '20	MAY '21	2020 YTD	2021 YTD	5 YR AVG
Incidents	37	4	35	125	154	173.2

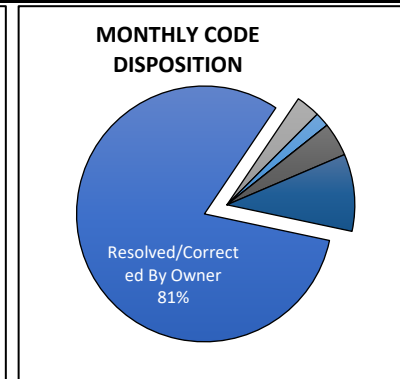

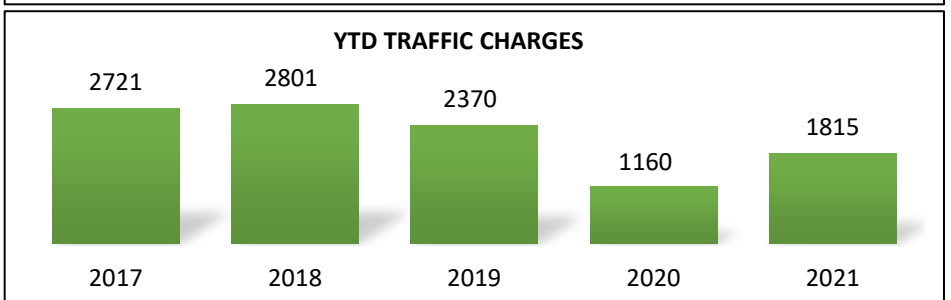
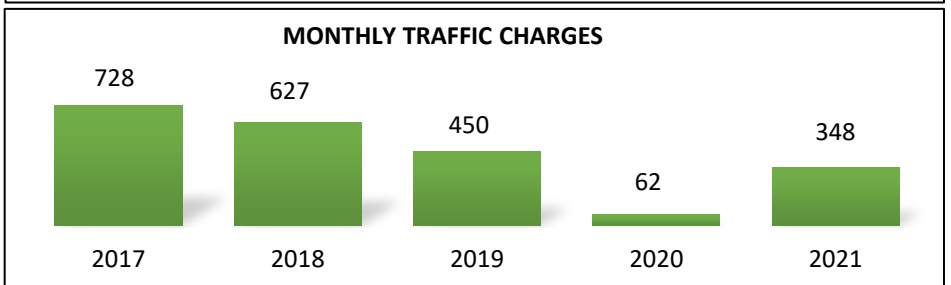
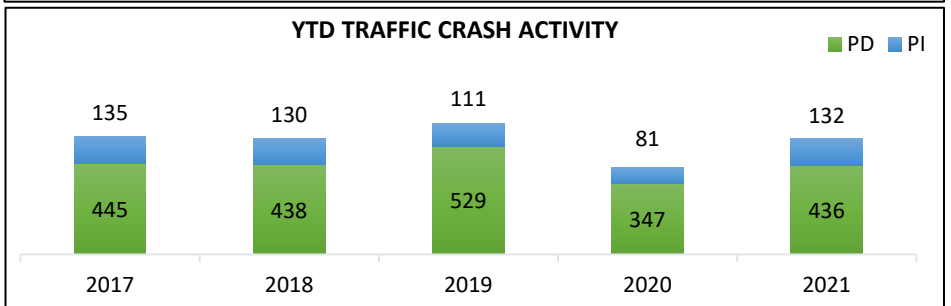
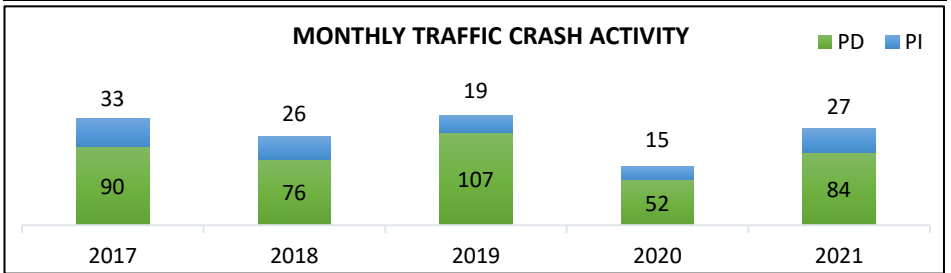


\*DATA PRESENTED THROUGHOUT THE YEAR IS SUBJECT TO CHANGE PENDING END OF YEAR DATA COLLECTION.

## Kentwood Police Department Monthly Statistics May 2021

Complaints	MAY '19	MAY '20	MAY '21	2020 YTD	2021 YTD	5 YR AVG
Animal Nuisance	0	4	4	8	8	7
Auto Repair/Sales	3	8	5	14	19	9
Building Maintenance (All)	14	9	10	14	41	21
Commercial Vehicle Violation	0	4	1	10	16	7
Exterior Nuisance	7	17	14	38	62	42
Garbage/Trash/Junk	28	33	28	100	183	127
Junk/Unlicensed Veh	24	20	36	105	132	117
Parking Lot Hazards	0	0	1	0	2	0
Parking Violations	35	25	23	121	141	153
RV & Equipment Storage	23	12	12	57	53	54
Sidewalk Hazard	0	0	5	2	14	8
Sign Violation	10	1	3	7	17	21
Snow/Ice	0	0	0	180	346	186
Stagnant Water	0	0	0	0	0	1
Vision Obstruction	0	0	0	0	0	1
Grass/Weeds	108	62	84	63	84	143
Yard Waste & Debris	8	6	11	15	21	26
Other Minor Violations	2	3	2	5	7	11
Zoning	0	0	0	0	2	0
<b>TOTAL COMPLAINTS</b>	<b>262</b>	<b>204</b>	<b>239</b>	<b>739</b>	<b>1148</b>	<b>933</b>

Traffic	MAY '19	MAY '20	MAY '21	2020 YTD	2021 YTD	5 YR AVG
Property Damage	107	52	84	347	436	458.6
Personal Injury	19	15	27	81	132	123.0
<b>Total Accidents</b>	<b>126</b>	<b>67</b>	<b>111</b>	<b>428</b>	<b>568</b>	<b>582</b>
Citation	450	62	348	1160	1815	2897.4



Complaint Disposition	MAY '19	MAY '20	MAY '21	2020 YTD	2021 YTD	5 YR AVG
Resolved/Corrected By Owner	251	187	223	686	991	816.8
Corrected By City	1	0	1	1	45	1
Found Not To Be In Violation	7	8	2	14	14	38
In Process/Pending	0	0	0	0	0	13.6
Referred To Other Dpts.	2	8	6	21	47	33.6
Citations Issued	1	1	7	17	51	30.4
<b>TOTAL DISPOSITION</b>	<b>262</b>	<b>204</b>	<b>239</b>	<b>739</b>	<b>1148</b>	<b>933.4</b>