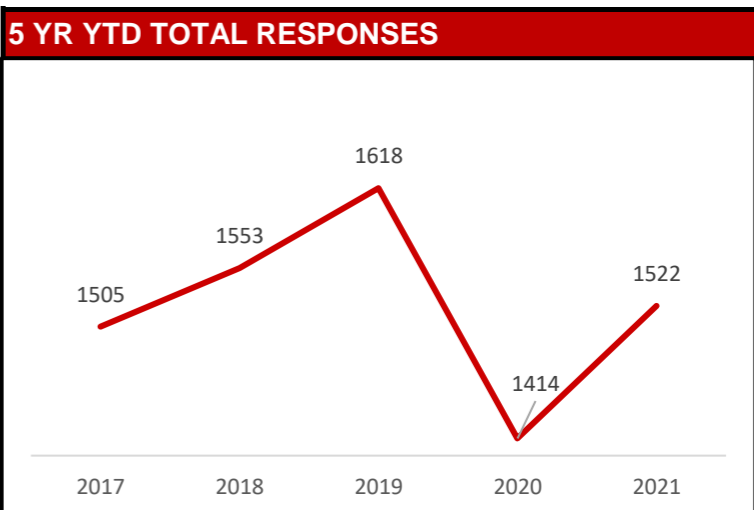
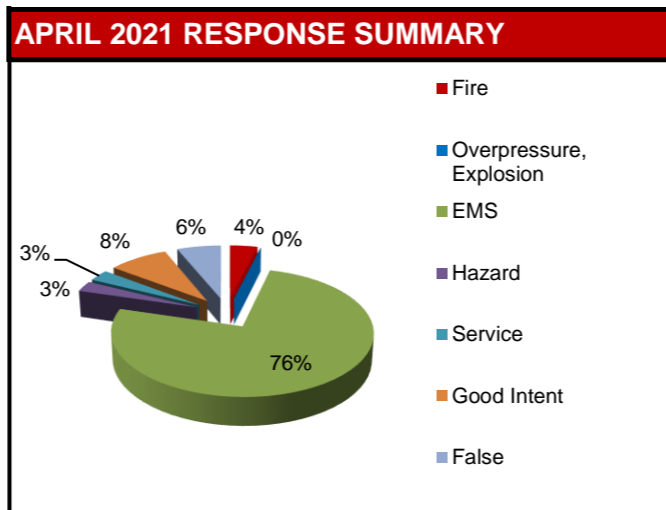
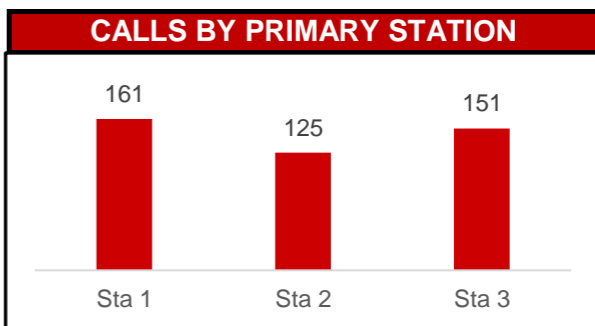
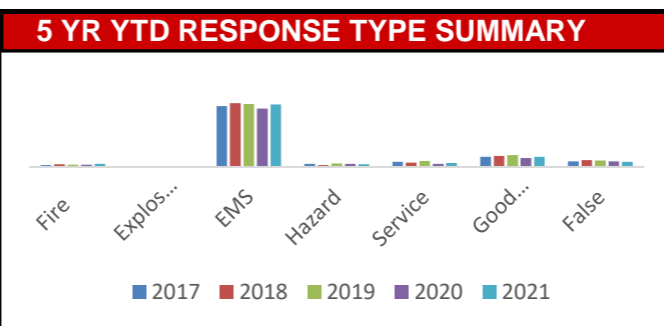


APRIL 2021 KENTWOOD FIRE DEPARTMENT REPORT

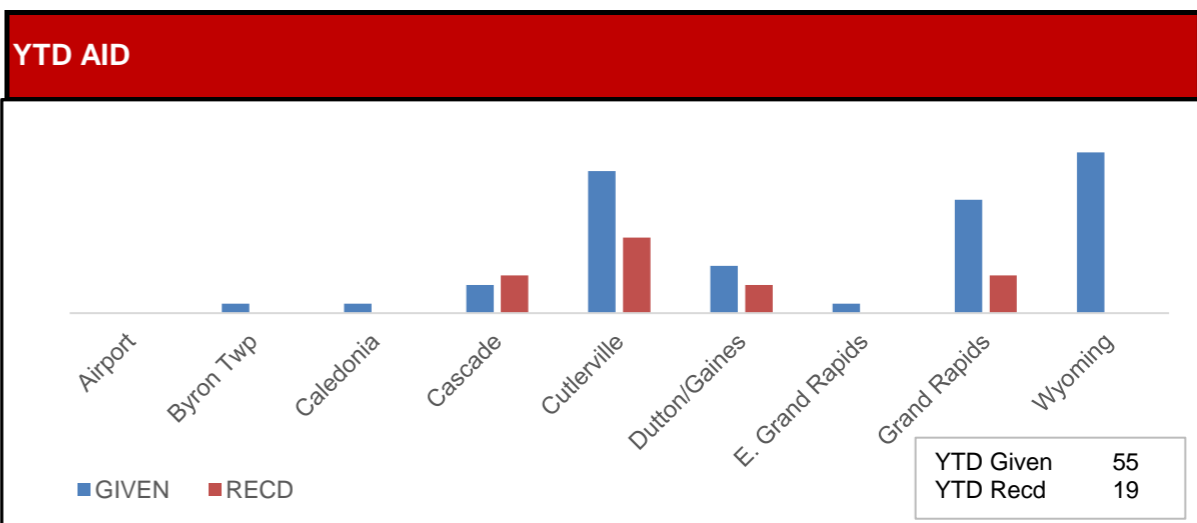
SUMMARY				
NFIRS INCIDENT TYPE SERIES	APR 2021	2021 YTD	2020 YTD	YTD CHANGE
Fire	17	55	41	34.15%
Explosion, Excessive Heat	0	0	1	
EMS	330	1085	1011	7.32%
Hazardous Condition, Standby	12	48	54	-11.11%
Service	13	66	57	15.79%
Good Intent	37	174	155	12.26%
False	27	93	95	-2.11%
Other	1	1	0	
TOTAL	437	1522	1414	7.64%



APRIL FIRES	
Building	28th (2), Forest Creek, Hammond, Wilbur, Drummond, Walnut Hills, Farnham
Cooking	Breton (2), Whispering Way, S. Creek, Forest Creek Ct.
Vehicle	Bellewood
Rubbish, Trash, Grass	44th, Arbor Ln., 28th



APRIL AID BY DEPARTMENT (Multiple departments may respond to single incident)				
DEPARTMENT	Given	Reason	Received	Reason
Airport				
Byron Twp.	1	Cancel		
Caledonia				
Cascade	2	False, EMS	1	MVA
Cutlerville	2	Smoke, EMS	2	Building, EMS
Dutton/Gaines	1	Building		
E. Grand Rapids				
Grand Rapids	3	Smoke, Cooking, MVA		
Wyoming	3	Building, EMS, MVA		



APRIL REASON FOR EMS CALL (excluding Unknown, NA)							
Abdominal Pain	3	Chest Pain	21	Headache	3	Psych Prob/Suicide Attempt	5
Allergies	1	Choking	3	Heart Problems	2	Sick	14
Animal Bite	1	CO/Hazmat		Heat/Cold Exposure		Stab/Gunshot	2
Assault	4	Seizures	12	Hemorrhage/Laceration	4	Stroke/CVA	9
Back Pain	1	Diabetic Problem	9	Industrial Accident		Traffic Accident	33
Breathing Problem	79	Electrocution		Medical Alarm	2	Traumatic Injury	1
Burns	2	Eye Problem		Overdose/Ingestion	11	Unconscious/Fainting	25
Cardiac Arrest/Death	6	Falls	33	Pregnancy/Childbirth	4	Well Person Check	2

NARCAN USE	APR 2021	2021 YTD	2020 YTD	YTD CHANGE
Times Administered	4	8	7	14.29%

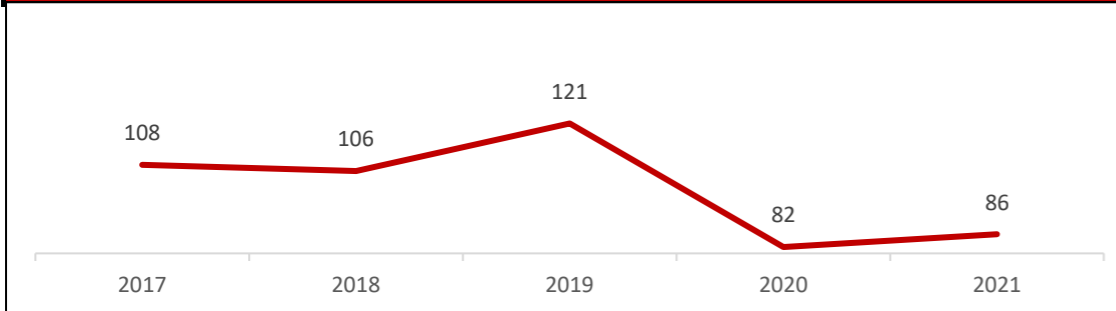
CASUALTIES	APR 2021	2021 YTD	2020 YTD
Fire Service Injuries	0	3	1
Civilian Injuries	0	5	2
Fire Service Deaths	0	0	0
Civilian Deaths	0	0	1

FIRE PREVENTION BUREAU

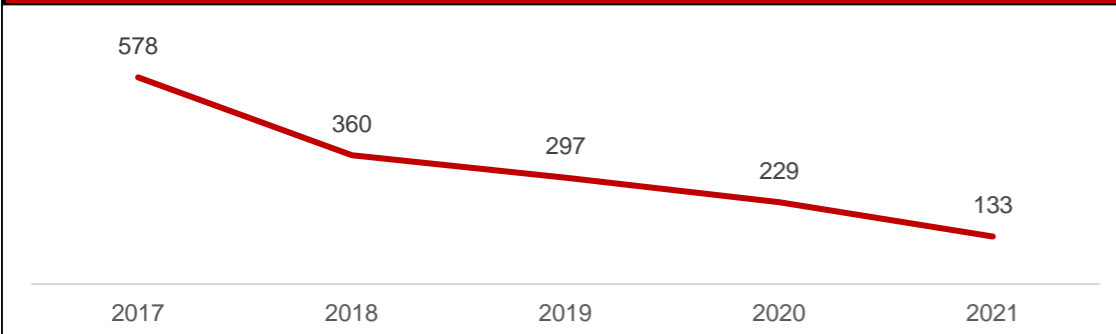
ACTIVITIES	APR 2021	2021 YTD	2020 YTD	YTD CHANGE
Construction Plan Review	19	86	82	4.88%
New Construction	2	11	3	
Remodel	7	28	23	
Sprinkler	4	18	19	
Site Plan	4	13	19	
Fire Alarm	2	13	15	
Demolition	0	0	1	
Addition	0	3	2	
Annual Business Inspections	54	87	214	-59.35%
Annual Initial	45	78	112	
Reinspections	9	9	45	
Enforcement	0	0	0	
Self Inspections Returned	4	9	5	
Pre-Occupancy Inspections	0	0	4	
Certificate of Occupancy Insp.	2	15	20	
Not Ready	0	0	0	
Walk Through	0	7	6	
Tent Inspections	0	0	0	
Protection/Detection Systems	10	23	38	
Complaint Investigation	0	0	4	
Vacant/Closed Businesses	4	4	13	
Investigations	3	17	11	54.55%
Smoke Detector Installations	0	111	147	-24.49%
CO Alarm Installations	0	21	15	40.00%

CHEMICAL INVENTORY SURVEYS	APR 2021	2021 YTD	2020 YTD	YTD CHANGE
Surveys returned	178	986	1284	-23.21%

5 YR YTD TOTAL CONSTRUCTION PLAN REVIEWS



5 YR YTD TOTAL INSPECTIONS



PICTURE(S) OF THE MONTH



Cooking on a 3-burner camp stove fueled by a 20 lb. propane cylinder caused fire in garage that extended to camper.

Farnham St.
April 28, 2021