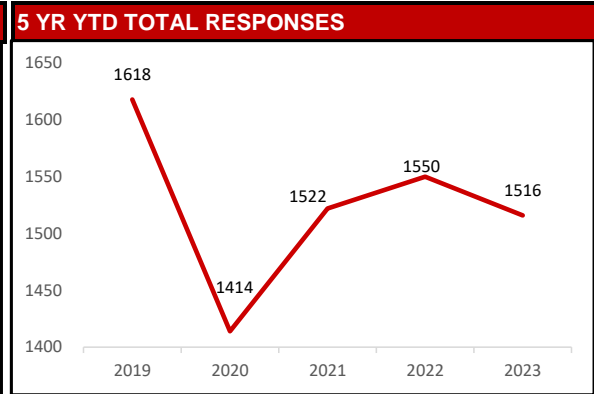
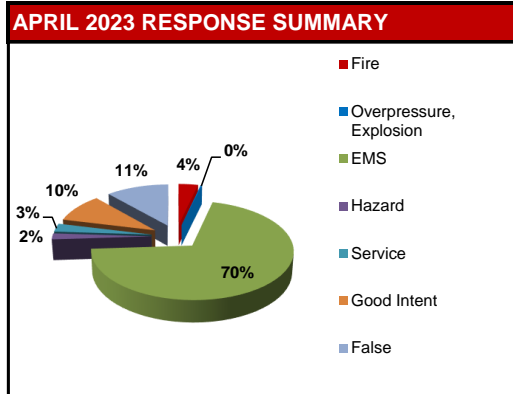
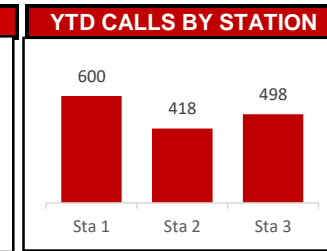
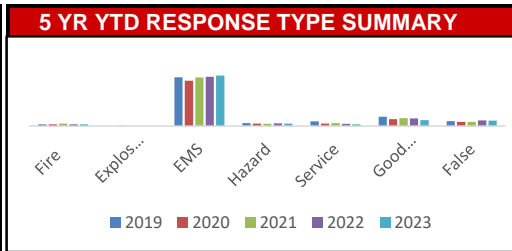


## APRIL 2023 KENTWOOD FIRE DEPARTMENT REPORT

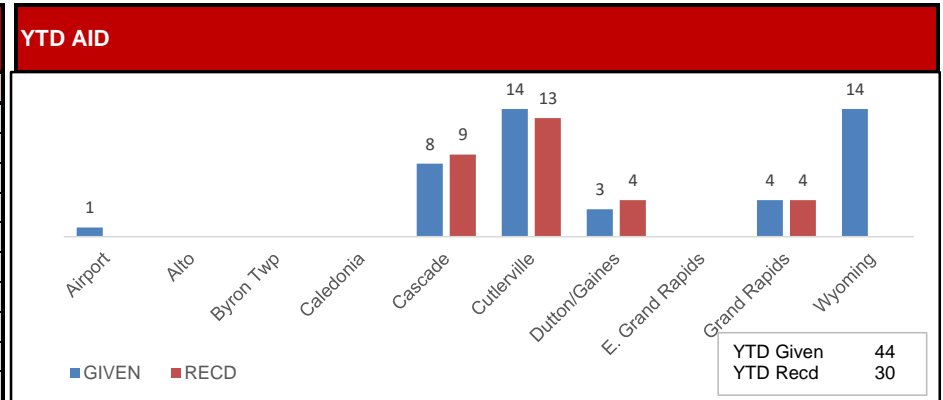
SUMMARY				
NFIRS INCIDENT TYPE SERIES	APR 2023	2023 YTD	2022 YTD	YTD CHANGE
Fire	14	37	39	-5.13%
Explosion, Excessive Heat	1	3	0	
EMS	275	1129	1099	2.73%
Hazardous Condition, Standby	8	53	61	-13.11%
Service	11	39	52	-25.00%
Good Intent	38	133	172	-22.67%
False	45	121	127	-4.72%
Other	1	1	0	
<b>TOTAL</b>	<b>393</b>	<b>1516</b>	<b>1550</b>	<b>-2.19%</b>



APRIL FIRES	
Building	40th, Countrywood Ct, 76th, Skipton, 43rd SW
Cooking	N Rosebud Ct, Pheasant Ridge
Vehicle	44th, S Division, Stauffer/44th, Clearstream
Trash	N Breton Ct
Dumpster	Broadmoor
Vehicle coolant leak	E Beltline/28th
Exterior light fixture	Green Oak



APRIL AID BY DEPARTMENT (Multiple departments may respond to single incident)				
DEPARTMENT	Given	Reason	Received	Reason
Airport				
E. Grand Rapids				
Caledonia				
Cascade	4	HazMat, 3 EMS cancelled	5	Bldg,false,3 MVA
Cutlerville	5	2 bldg,2 MVA, cancelled	4	2 fire,false,unauth brn
Dutton	1	Smoke scare		
Grand Rapids	2	False, EMS	2	Smoke, cooking
Wyoming	4	Bldg, EMS, 2 cancelled		



APRIL REASON FOR EMS CALL (excluding Unknown, NA)							
Abdominal Pain	8	Chest Pain	26	Headache	3	Psych Prob/Suicide Attempt	6
Allergies	1	Choking	2	Heart Problems	3	Sick	10
Animal Bite		CO/Hazmat	1	Heat/Cold Exposure		Stab/Gunshot	2
Assault	6	Seizures	9	Hemorrhage/Laceration	4	Stroke/CVA	4
Back Pain	6	Diabetic Problem	2	Industrial Accident		Traffic Accident	39
Breathing Problem	47	Drowning		Medical Alarm	1	Traumatic Injury	8
Burns	1	Eye Problem	2	Overdose/Ingestion	4	Unconscious/Fainting	29
Cardiac Arrest/Death	9	Falls	26	Pregnancy/Childbirth	1	Well Person Check	1

NARCAN USE	APR 2023	2023 YTD	2022 YTD	YTD CHANGE
Times Administered	4	11	4	175.00%

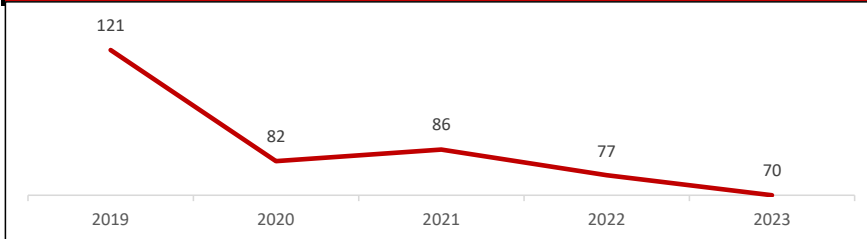
CASUALTIES	APR 2023	2023 YTD	2022 YTD
Fire Service Injuries	0	0	0
Civilian Injuries	2	2	2
Fire Service Deaths	0	0	0
Civilian Deaths	0	0	0

**FIRE PREVENTION BUREAU**

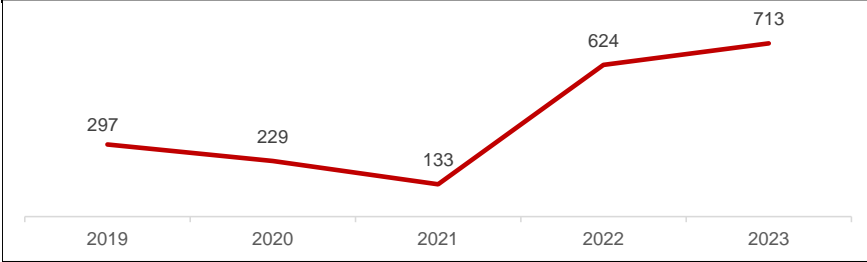
ACTIVITIES	APR 2023	2023 YTD	2022 YTD	YTD CHANGE
Construction Plan Review	18	70	77	-9.09%
New Construction	1	4	6	
Remodel	5	22	36	
Sprinkler	4	16	12	
Site Plan	2	8	8	
Fire Alarm	3	16	14	
Demolition	3	4	1	
Addition	0	0	0	
Annual Business Inspections	110	637	576	10.59%
Annual Initial	55	311	332	
Reinspections	55	326	244	
Enforcement	0	0	0	
Self Inspections Returned	0	0	0	
Pre-Occupancy Inspections	1	2	0	
Certificate of Occupancy Insp.	1	20	9	
Not Ready	0	0	2	
Walk Through	0	2	1	
Tent Inspections	0	0	0	
Protection/Detection Systems	12	52	35	
Complaint Investigation	0	0	1	
Vacant/Closed Businesses	1	17	10	
Investigations	2	5	4	
Smoke Detector Installations	47	316	163	93.87%
CO Alarm Installations	10	63	39	61.54%

CHEMICAL INVENTORY SURVEYS	APR 2023	2023 YTD	2022 YTD	YTD CHANGE
Surveys returned	17	949	1124	-15.57%

**5 YR YTD TOTAL CONSTRUCTION PLAN REVIEWS**



**5 YR YTD TOTAL INSPECTIONS**



**PICTURE(S) OF THE MONTH**



Countrywood Court, April 5, 2023

Resident heard loud explosion around midnight. Awoke to smoke detector and odor of smoke around 7 AM. Six electrical breakers had tripped.

Storms in the area could have caused fire.

