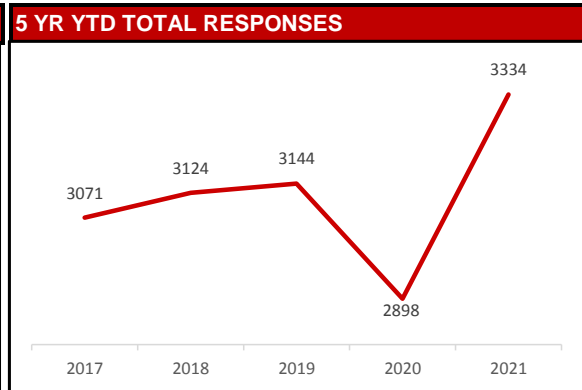
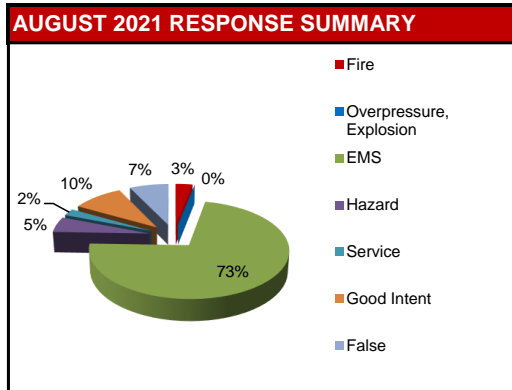
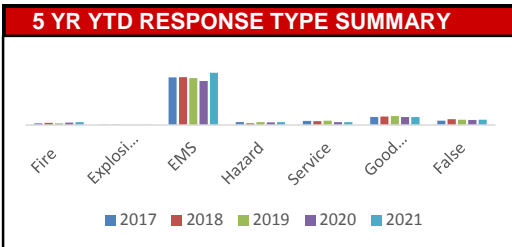


# AUGUST 2021 KENTWOOD FIRE DEPARTMENT REPORT

SUMMARY				
NFIRS INCIDENT TYPE SERIES	AUGUST 2021	2021 YTD	2020 YTD	YTD CHANGE
Fire	16	124	103	20.39%
Explosion, Excessive Heat	0	3	2	
EMS	370	2349	1974	19.00%
Hazardous Condition, Standby	27	127	114	11.40%
Service	12	133	123	8.13%
Good Intent	49	355	358	-0.84%
False	37	241	222	8.56%
Other	1	2	2	
<b>TOTAL</b>	<b>512</b>	<b>3334</b>	<b>2898</b>	<b>15.04%</b>

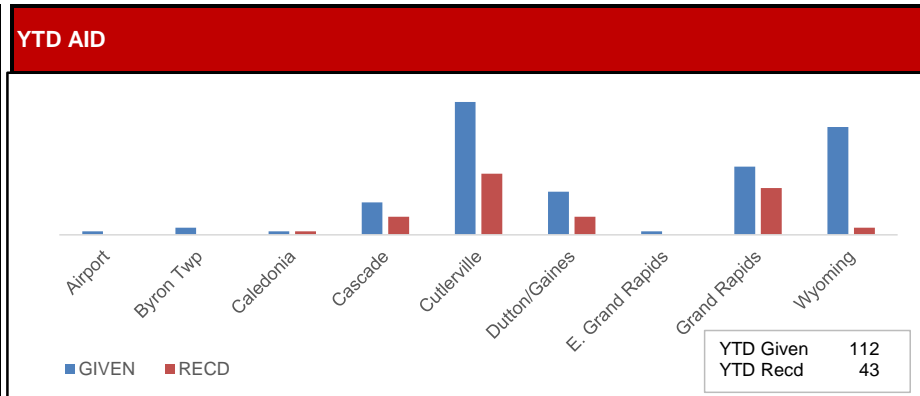


AUGUST FIRES	
Building	Quail Run North, Fontana, Quimby, 36th
Cooking	Runido, Farnham, Breton, Skipton
Vehicle	Bentree, Middleground, 28th, Eastern
Rubbish, Trash, Grass	Bransford, Bentbrook
Dump./Trash Recept.	Broadmoor
Deck	Garland



CALLS BY PRIMARY STATION	
Sta 1	209
Sta 2	135
Sta 3	168

AUGUST AID BY DEPARTMENT (Multiple departments may respond to single incident)				
DEPARTMENT	Given	Reason	Received	Reason
Airport				
Byron Twp.				
Caledonia				
Cascade	1	Smoke scare	1	Building
Cutlerville	5	2 bldg, vehicle, cooking, cancelled	3	Cooking, 2 electrical
Dutton/Gaines	2	MVA, smoke scare	1	Trash
E. Grand Rapids				
Grand Rapids	1	Building	1	Smoke scare
Wyoming				



AUGUST REASON FOR EMS CALL (excluding Unknown, NA)							
Abdominal Pain	8	Chest Pain	27	Headache	7	Psych Prob/Suicide Attempt	9
Allergies	1	Choking		Heart Problems	3	Sick	15
Animal Bite		CO/Hazmat		Heat/Cold Exposure	1	Stab/Gunshot	1
Assault	4	Seizures	13	Hemorrhage/Laceration	6	Stroke/CVA	9
Back Pain	1	Diabetic Problem	2	Industrial Accident		Traffic Accident	28
Breathing Problem	102	Electrocution		Medical Alarm	3	Traumatic Injury	2
Burns	1	Eye Problem	1	Overdose/Ingestion	6	Unconscious/Fainting	31
Cardiac Arrest/Death	7	Falls	39	Pregnancy/Childbirth	3	Well Person Check	1

NARCAN USE	AUG 2021	2021 YTD	2020 YTD	YTD CHANGE
Times Administered	5	24	14	71.43%

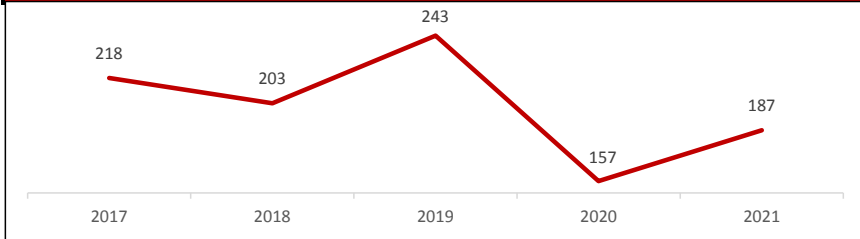
CASUALTIES	AUG 2021	2021 YTD	2020 YTD
Fire Service Injuries	0	4	1
Civilian Injuries	0	5	3
Fire Service Deaths	0	0	0
Civilian Deaths	0	0	1

## FIRE PREVENTION BUREAU

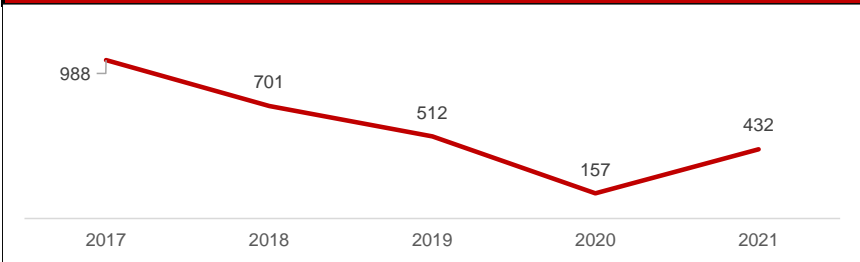
ACTIVITIES	AUG 2021	2021 YTD	2020 YTD	YTD CHANGE
Construction Plan Review	17	187	157	19.11%
New Construction	4	17	5	
Remodel	3	64	37	
Sprinkler	6	40	35	
Site Plan	0	28	38	
Fire Alarm	4	31	35	
Demolition	0	1	2	
Addition	0	6	5	
Annual Business Inspections	133	432	157	175.16%
Annual Initial	93	298	112	
Reinspections	40	134	45	
Enforcement	0	0	0	
Self Inspections Returned	0	9	18	
Pre-Occupancy Inspections	1	1	2	
Certificate of Occupancy Insp.	5	5	5	
Not Ready	0	36	33	
Walk Through	1	0	0	
Tent Inspections	0	12	11	
Protection/Detection Systems	9	0	0	
Complaint Investigation	2	61	79	
Vacant/Closed Businesses	8	3	8	
Investigations	1	24	19	26.32%
Smoke Detector Installations	8	212	174	21.84%
CO Alarm Installations	3	41	15	173.33%

CHEMICAL INVENTORY SURVEYS	AUG 2021	2021 YTD	2020 YTD	YTD CHANGE
Surveys returned	9	1220	1295	-5.79%

### 5 YR YTD TOTAL CONSTRUCTION PLAN REVIEWS



### 5 YR YTD TOTAL INSPECTIONS



## PICTURE(S) OF THE MONTH

Surprisingly, no one was injured in this August 7 incident on Stauffer.



Exterior



Interior