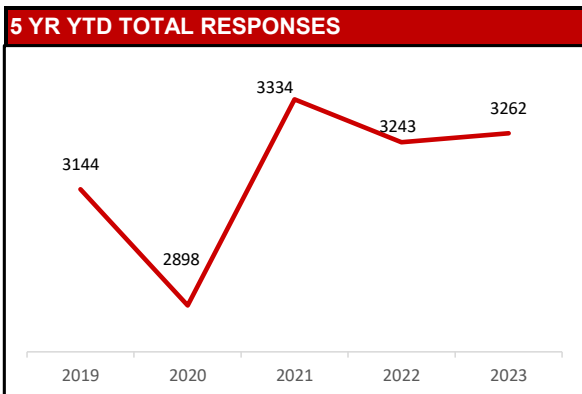
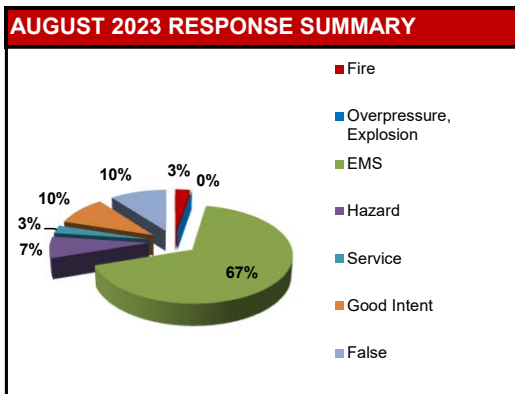
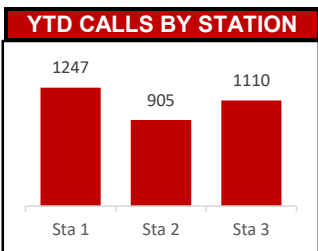
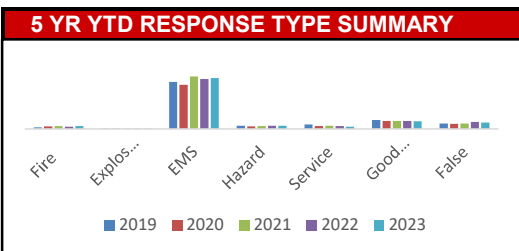


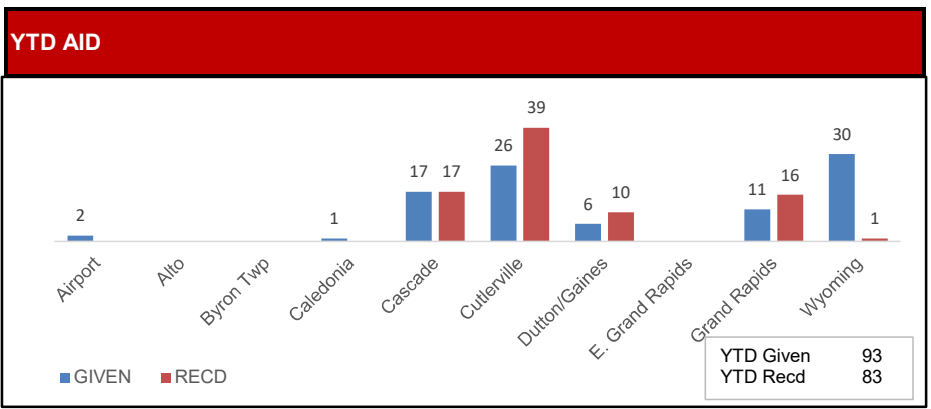
SUMMARY				
NFIRS INCIDENT TYPE SERIES	AUG 2023	2023 YTD	2022 YTD	YTD CHANGE
Fire	12	117	91	28.57%
Explosion, Excessive Heat	0	3	4	
EMS	297	2278	2235	1.92%
Hazardous Condition, Standby	32	137	138	-0.72%
Service	12	97	123	-21.14%
Good Intent	43	341	348	-2.01%
False	46	287	304	-5.59%
Other	1	2	0	
TOTAL	443	3262	3243	0.59%



AUGUST FIRES	
Building	Sandpiper, Edgelawn, Haleh Circle, 28th St., Faraday
Cooking	Springwood, Cavalcade, Londonderry
Vehicle	40th
Deck	Pine Meadow
Rubbish,Brush	44th, Pine Meadow



AUGUST AID BY DEPARTMENT (Multiple departments may respond to single incident)				
DEPARTMENT	Given	Reason	Received	Reason
Airport				
E. Grand Rapids				
Cascade	3	MVA,fire-can;high angle res.	5	Fire,smoke,cooking, MVA, false
Cutlerville	2	Building fire, elec problem	5	Bldg,elec problem, lightning,false,illegal burn
Dutton			1	Building
Grand Rapids	6	2 bldg,smoke, elec prob, EMS, cancel	4	Bldg,cooking,2 false
Wyoming	4	3 MVA, EMS		



AUGUST REASON FOR EMS CALL (excluding Unknown, NA)							
Abdominal Pain	9	Chest Pain	30	Headache	3	Psych Prob/Suicide Attempt	10
Allergies	2	Choking	1	Heart Problems	2	Sick	9
Animal Bite		CO/Hazmat		Heat/Cold Exposure		Stab/Gunshot	1
Assault	2	Seizures	12	Hemorrhage/Laceration	7	Stroke/CVA	7
Back Pain	1	Diabetic Problem	5	Industrial Accident	1	Traffic Accident	28
Breathing Problem	59	Drowning		Medical Alarm	1	Traumatic Injury	7
Burns	1	Eye Problem	2	Overdose/Ingestion	4	Unconscious/Fainting	20
Cardiac Arrest/Death	5	Falls	36	Pregnancy/Childbirth	2	Well Person Check	

NARCAN USE		AUG 2023	2023 YTD	2022 YTD	YTD CHANGE
Times Administered		7	22	11	100.00%

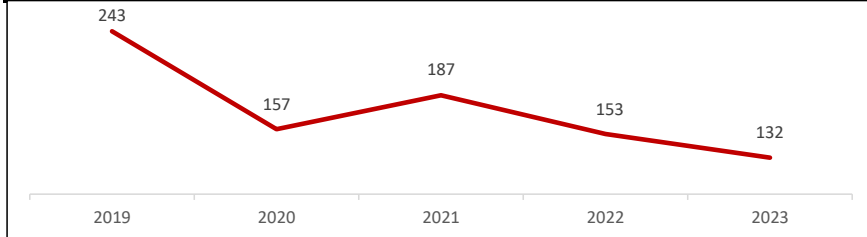
CASUALTIES		AUG 2023	2023 YTD	2022 YTD
Fire Service Injuries		0	3	3
Civilian Injuries		0	5	2
Fire Service Deaths		0	0	0
Civilian Deaths		0	0	0

FIRE PREVENTION BUREAU

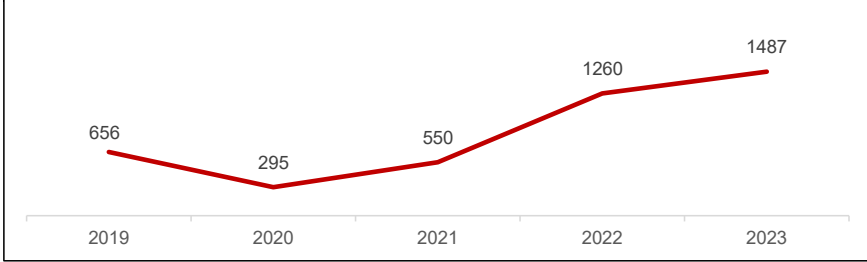
ACTIVITIES	AUG 2023	2023 YTD	2022 YTD	YTD CHANGE
Construction Plan Review	11	132	153	-13.73%
New Construction	0	4	9	
Remodel	6	50	67	
Sprinkler	0	24	28	
Site Plan	2	17	19	
Fire Alarm	3	30	27	
Demolition	0	7	3	
Addition	0	0	0	
Annual Business Inspections	187	1317	1130	16.55%
Annual Initial	89	679	640	
Reinspections	98	638	490	
Enforcement	0	0	0	
Self Inspections Returned	0	0	0	
Pre-Occupancy Inspections	0	2	0	
Certificate of Occupancy Insp.	3	36	32	
Not Ready	1	1	2	
Walk Through	2	31	2	
Tent Inspections	0	0	0	
Protection/Detection Systems	8	98	92	
Complaint Investigation	0	2	2	
Vacant/Closed Businesses	10	53	32	
Investigations	1	12	10	
Smoke Detector Installations	68	553	257	115.18%
CO Alarm Installations	12	108	68	58.82%

CHEMICAL INVENTORY SURVEYS	AUG 2023	2023 YTD	2022 YTD	YTD CHANGE
Surveys returned	6	974	1128	-13.65%

5 YR YTD TOTAL CONSTRUCTION PLAN REVIEWS



5 YR YTD TOTAL INSPECTIONS



PICTURE(S) OF THE MONTH

August 29, 2023: Kentwood mutual aid given to Cascade for high angle rescue. Assisted with removing an injured patient from the rooftop of the new Cascade fire station under construction. Moved the patient on a backboard into a Stokes basket, set the basket on top of the bucket of Platform 51 and lowered the patient to the ground for further treatment and transport to the hospital.

