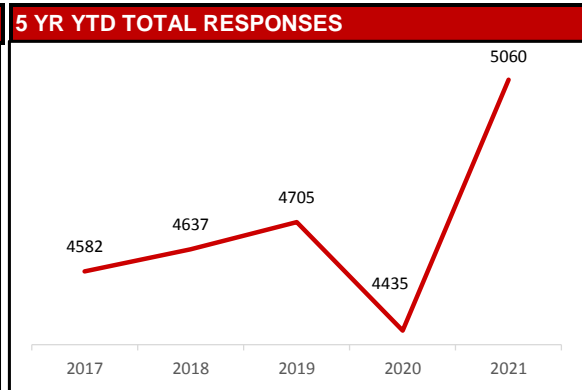
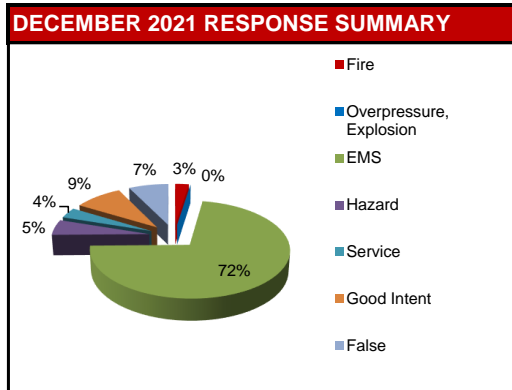
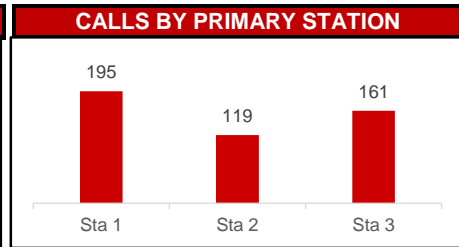
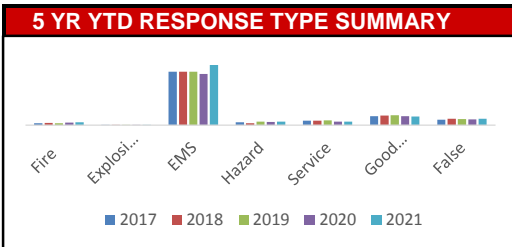


DECEMBER 2021 KENTWOOD FIRE DEPARTMENT REPORT

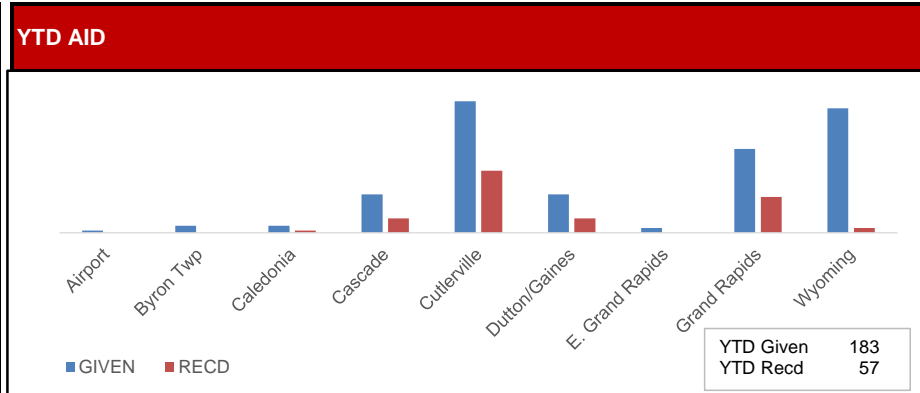
SUMMARY				
NFIRS INCIDENT TYPE SERIES	DEC 2021	2021 YTD	2020 YTD	YTD CHANGE
Fire	12	164	145	13.10%
Explosion, Excessive Heat	0	3	3	
EMS	343	3600	3050	18.03%
Hazardous Condition, Standby	25	194	173	12.14%
Service	17	199	200	-0.50%
Good Intent	43	515	533	-3.38%
False	35	382	329	16.11%
Other	0	3	2	
TOTAL	475	5060	4435	14.09%



DECEMBER FIRES	
Building	Woodburn, Eastern, 29th, Woodcliff, Woodfield
Mobile Home	Bellewood
Cooking	Creek, Stauffer
Vehicle	Air Lane, Kalamazoo
Rubbish, Trash, Grass	Andrew
Fuel Burner	Madison



DECEMBER AID BY DEPARTMENT (Multiple departments may respond to single incident)				
DEPARTMENT	Given	Reason	Received	Reason
Airport				
E. Grand Rapids				
Caledonia				
Cascade	1	Medical	1	Med
Cutlerville	5	Bldg,Smoke,Med,2 Can	5	Bldg,mob home, 2 veh,behind gas meter
GR Township			1	Med
Grand Rapids	6	3 Bldg,motor,smoke,med	1	Smoke
Wyoming	4	2 Med, 2 Cancelled		



DECEMBER REASON FOR EMS CALL (excluding Unknown, NA)							
Abdominal Pain	6	Chest Pain	30	Headache	3	Psych Prob/Suicide Attempt	14
Allergies	2	Choking	2	Heart Problems	4	Sick	10
Animal Bite		CO/Hazmat		Heat/Cold Exposure		Stab/Gunshot	
Assault	4	Seizures	6	Hemorrhage/Laceration	4	Stroke/CVA	11
Back Pain	2	Diabetic Problem	9	Industrial Accident		Traffic Accident	20
Breathing Problem	97	Electrocution		Medical Alarm	2	Traumatic Injury	7
Burns	1	Eye Problem		Overdose/Ingestion	5	Unconscious/Fainting	21
Cardiac Arrest/Death	7	Falls	47	Pregnancy/Childbirth	14	Well Person Check	1

NARCAN USE		DEC 2021	2021 YTD	2020 YTD	YTD CHANGE
Times Administered		2	33	20	65.00%

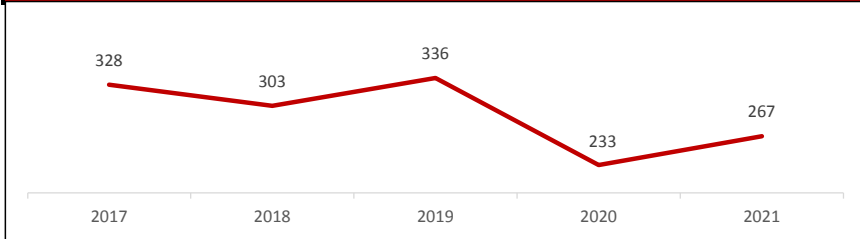
CASUALTIES		DEC 2021	2021 YTD	2020 YTD
Fire Service Injuries		1	5	1
Civilian Injuries		0	5	3
Fire Service Deaths		0	0	0
Civilian Deaths		0	0	1

FIRE PREVENTION BUREAU

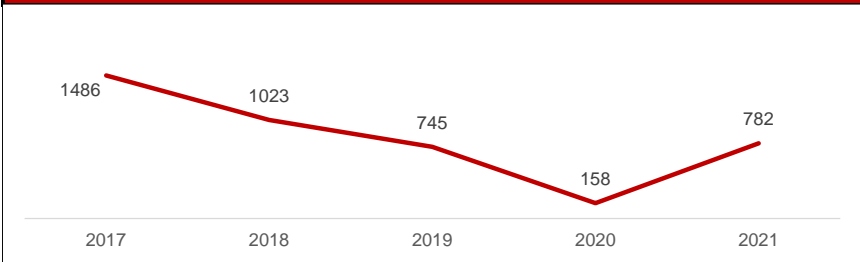
ACTIVITIES	DEC 2021	2021 YTD	2020 YTD	YTD CHANGE
Construction Plan Review	14	267	233	14.59%
New Construction	2	21	12	
Remodel	6	105	59	
Sprinkler	2	54	51	
Site Plan	1	36	52	
Fire Alarm	3	44	43	
Demolition	0	1	7	
Addition	0	6	9	
Annual Business Inspections	128	782	158	394.94%
Annual Initial	67	285	46	
Reinspections	61	0	0	
Enforcement	0	0	0	
Self Inspections Returned	0	9	126	
Pre-Occupancy Inspections	0	6	6	
Certificate of Occupancy Insp.	9	56	47	
Not Ready	0	0	0	
Walk Through	0	16	17	
Tent Inspections	0	0	0	
Protection/Detection Systems	10	98	100	
Complaint Investigation	1	4	9	
Vacant/Closed Businesses	15	55	13	
Investigations	2	31	22	40.91%
Smoke Detector Installations	39	308	380	-18.95%
CO Alarm Installations	7	58	35	65.71%

CHEMICAL INVENTORY SURVEYS	DEC 2021	2021 YTD	2020 YTD	YTD CHANGE
Surveys returned	0	1237	1297	-4.63%

5 YR YTD TOTAL CONSTRUCTION PLAN REVIEWS



5 YR YTD TOTAL INSPECTIONS



PICTURE(S) OF THE MONTH

Photo from passerby at 5270 Eastern on December 11, 2021. Investigation determined that fire started in the rooftop HVAC unit and spread via high winds to the roof membrane.

