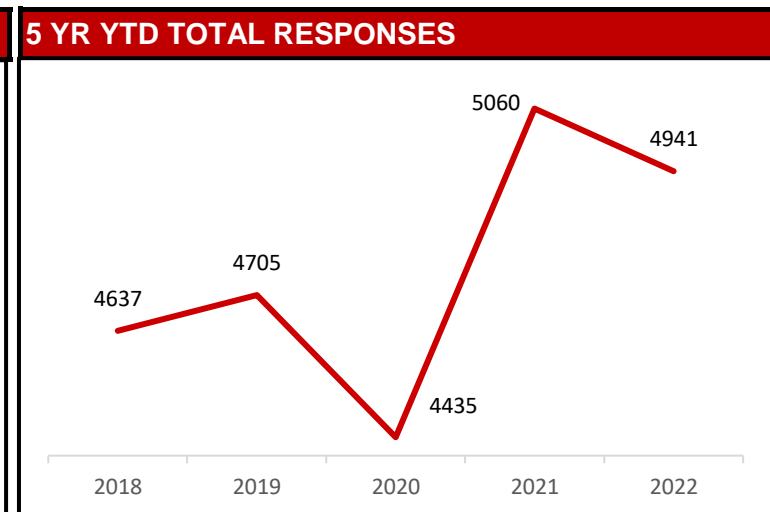
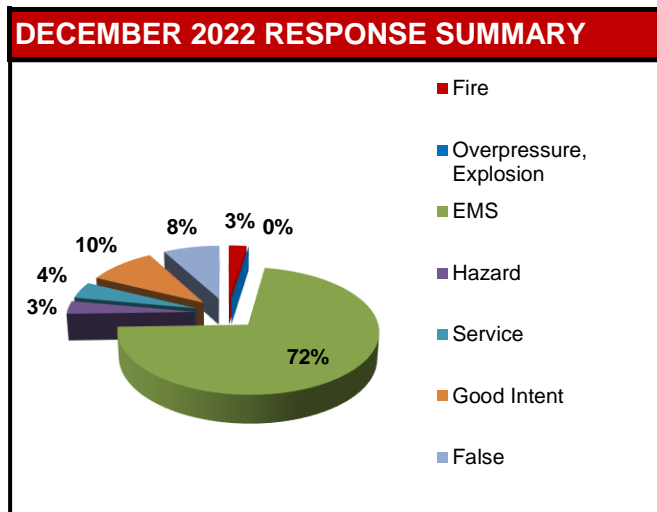
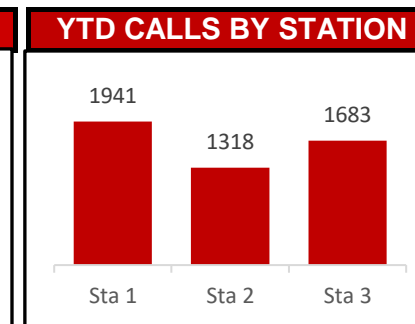
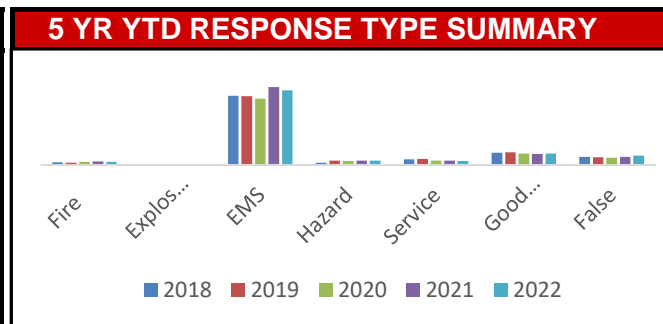


DECEMBER 2022 KENTWOOD FIRE DEPARTMENT REPORT

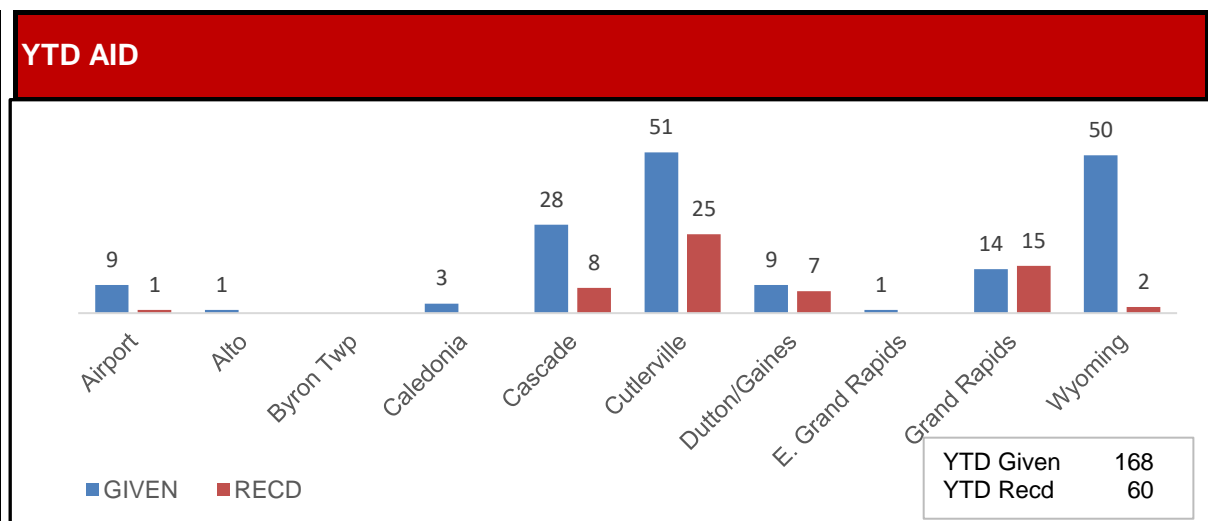
| SUMMARY | | | | |
|------------------------------|------------|-------------|-------------|---------------|
| NFIRS INCIDENT TYPE SERIES | DEC 2022 | 2022 YTD | 2021 YTD | YTD CHANGE |
| Fire | 11 | 145 | 164 | -11.59% |
| Explosion, Excessive Heat | 0 | 5 | 3 | |
| EMS | 316 | 3445 | 3600 | -4.31% |
| Hazardous Condition, Standby | 15 | 194 | 194 | 0.00% |
| Service | 19 | 183 | 199 | -8.04% |
| Good Intent | 43 | 532 | 515 | 3.30% |
| False | 35 | 436 | 382 | 14.14% |
| Other | 0 | 1 | 3 | |
| TOTAL | 439 | 4941 | 5060 | -2.35% |



| DECEMBER FIRES | |
|----------------|---|
| Building | Centerbrook, 76th, Thornhills |
| Cooking | Woodfield East, Leisure South, Pheasant Ridge, Pine Vista |
| Vehicle | 28th (2), Falconview, Center Green Meadow |
| Rubbish, Trash | |
| Brush, Grass | |
| Compactor | |
| Lawn Mower | |



| DECEMBER AID BY DEPARTMENT (Multiple departments may respond to single incident) | | | | |
|---|-------|--|----------|--------------------|
| DEPARTMENT | Given | Reason | Received | Reason |
| Airport | 1 | Aircraft standby | 1 | Vehicle |
| E. Grand Rapids | | | | |
| Caledonia | | | | |
| Cascade | 2 | Building, sprinkler activation | 3 | 2 MVA, smoke |
| Cutlerville | 6 | 2 Building, cooking, vehicle, EMS, cancelled | 2 | 2 Cooking |
| Dutton | | | 1 | Electrical |
| Grand Rapids | 1 | Cancelled | 2 | Vehicle, Cancelled |
| Wyoming | 2 | False, Cancelled | | |



| DECEMBER REASON FOR EMS CALL (excluding Unknown, NA) | | | | | | | |
|--|----|------------------|----|-----------------------|---|----------------------------|----|
| Abdominal Pain | 7 | Chest Pain | 30 | Headache | 1 | Psych Prob/Suicide Attempt | 5 |
| Allergies | 3 | Choking | 1 | Heart Problems | | Sick | 16 |
| Animal Bite | | CO/Hazmat | | Heat/Cold Exposure | | Stab/Gunshot | |
| Assault | 4 | Seizures | 18 | Hemorrhage/Laceration | 2 | Stroke/CVA | 8 |
| Back Pain | 3 | Diabetic Problem | 9 | Industrial Accident | | Traffic Accident | 23 |
| Breathing Problem | 80 | Drowning | | Medical Alarm | | Traumatic Injury | 1 |
| Burns | 2 | Eye Problem | | Overdose/Ingestion | 7 | Unconscious/Fainting | 32 |
| Cardiac Arrest/Death | 7 | Falls | 40 | Pregnancy/Childbirth | | Well Person Check | |

| NARCAN USE | | DEC 2022 | 2022 YTD | 2021 YTD | YTD CHANGE |
|--------------------|--|----------|----------|----------|------------|
| Times Administered | | 4 | 26 | 33 | -21.21% |

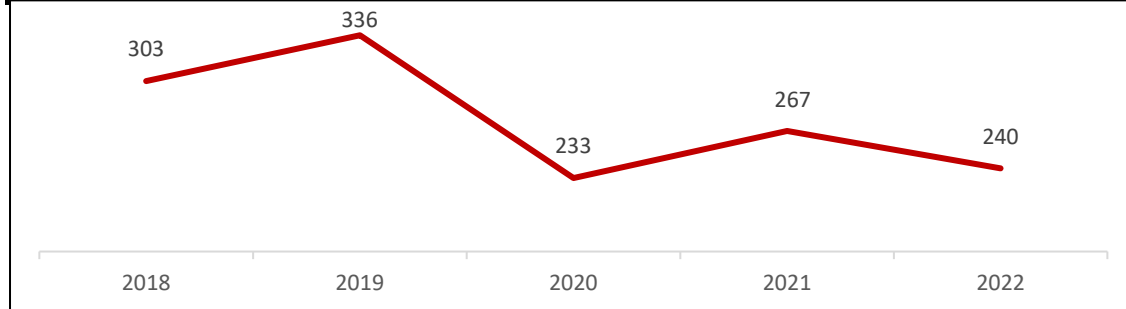
| CASUALTIES | | DEC 2022 | 2022 YTD | 2021 YTD |
|-----------------------|--|----------|----------|----------|
| Fire Service Injuries | | 0 | 3 | 5 |
| Civilian Injuries | | 0 | 3 | 5 |
| Fire Service Deaths | | 0 | 0 | 0 |
| Civilian Deaths | | 0 | 2 | 0 |

FIRE PREVENTION BUREAU

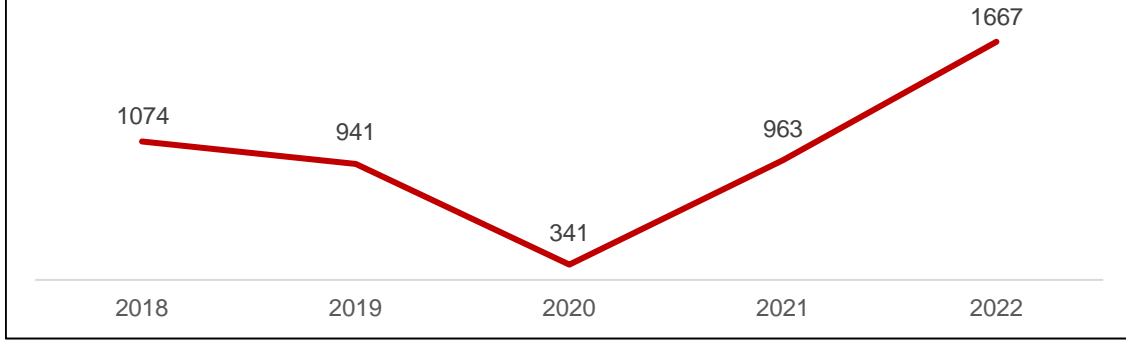
| ACTIVITIES | DEC 2022 | 2022 YTD | 2021 YTD | YTD CHANGE |
|--------------------------------|----------|----------|----------|------------|
| Construction Plan Review | 25 | 240 | 267 | -10.11% |
| New Construction | 0 | 13 | 21 | |
| Remodel | 5 | 98 | 105 | |
| Sprinkler | 6 | 54 | 54 | |
| Site Plan | 5 | 30 | 36 | |
| Fire Alarm | 9 | 42 | 44 | |
| Demolition | 0 | 3 | 1 | |
| Addition | 0 | 0 | 6 | |
| Annual Business Inspections | 125 | 1491 | 782 | |
| Annual Initial | 71 | 856 | 497 | |
| Reinspections | 54 | 635 | 285 | |
| Enforcement | 0 | 0 | 0 | |
| Self Inspections Returned | 0 | 0 | 9 | |
| Pre-Occupancy Inspections | 0 | 0 | 6 | |
| Certificate of Occupancy Insp. | 4 | 40 | 56 | |
| Not Ready | 0 | 2 | 0 | |
| Walk Through | 0 | 2 | 16 | |
| Tent Inspections | 0 | 0 | 0 | |
| Protection/Detection Systems | 12 | 128 | 98 | |
| Complaint Investigation | 1 | 4 | 4 | |
| Vacant/Closed Businesses | 1 | 41 | 55 | |
| Investigations | 0 | 20 | 31 | |
| Smoke Detector Installations | 34 | 366 | 308 | 18.83% |
| CO Alarm Installations | 5 | 89 | 58 | 53.45% |

| CHEMICAL INVENTORY SURVEYS | DEC 2022 | 2022 YTD | 2021 YTD | YTD CHANGE |
|----------------------------|----------|----------|----------|------------|
| Surveys returned | 0 | 1132 | 1237 | -8.49% |

5 YR YTD TOTAL CONSTRUCTION PLAN REVIEWS



5 YR YTD TOTAL INSPECTIONS



PICTURE(S) OF THE MONTH



Fire in engine compartment of Jeep Wrangler extended into passenger compartment. Minor heat damage to VW parked nearby.

December 5, 2022; Woodland Mall