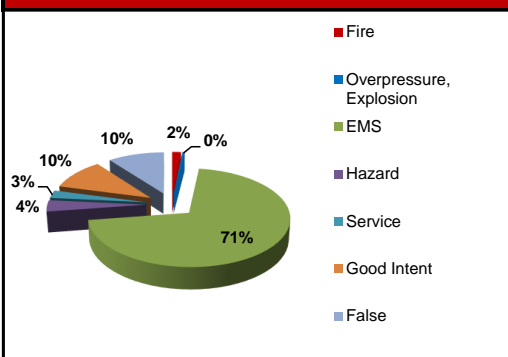


## DECEMBER 2023 KENTWOOD FIRE DEPARTMENT REPORT

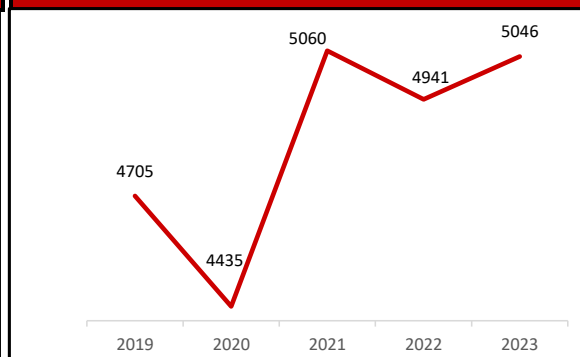
### SUMMARY

NFIRS INCIDENT TYPE SERIES	DEC 2023	2023 YTD	2022 YTD	YTD CHANGE
Fire	8	158	145	8.97%
Explosion, Excessive Heat	2	6	5	
EMS	349	3508	3445	1.83%
Hazardous Condition, Standby	19	212	194	9.28%
Service	13	174	183	-4.92%
Good Intent	52	528	532	-0.75%
False	51	458	436	5.05%
Other	0	2	1	
<b>TOTAL</b>	<b>494</b>	<b>5046</b>	<b>4941</b>	<b>2.13%</b>

### DECEMBER 2023 RESPONSE SUMMARY



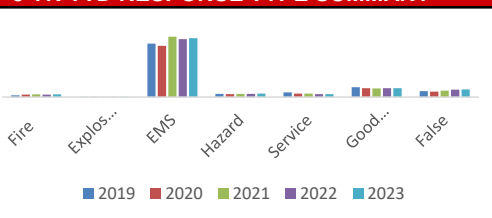
### 5 YR YTD TOTAL RESPONSES



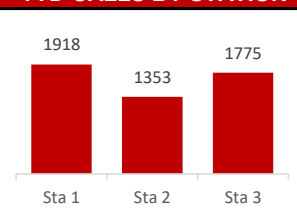
### DECEMBER FIRES

Building	Stauffer (2), Rye, 28th
Cooking	Forest Way
Vehicle	Blaine
Trash, rubbish, brush	Marwood, Friarway

### 5 YR YTD RESPONSE TYPE SUMMARY



### YTD CALLS BY STATION

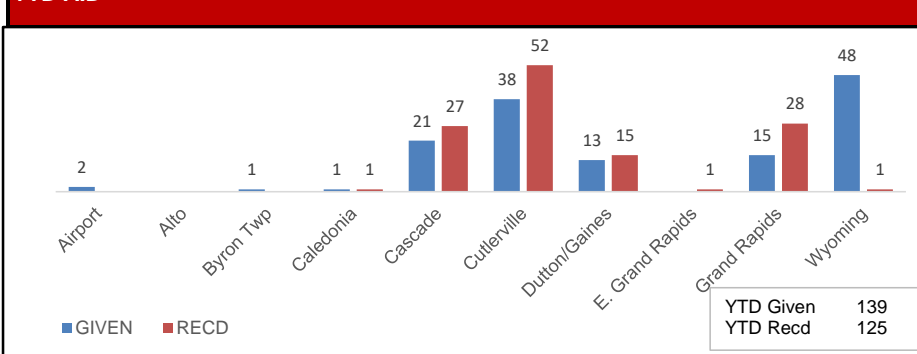


### DECEMBER AID BY DEPARTMENT

(Multiple departments may respond to single incident)

DEPARTMENT	Given	Reason	Received	Reason
Cascade	3	Bldg, 3 cancelled	4	CO, MVA, smoke, False
Cutlerville	3	EMS, trash, cancelled	4	Heat, smoke, motor unauth. Burning
Dutton	2	Bldg, MVA		
Grand Rapids			5	Smoke (2), false (2), overheat
Wyoming	2	EMS, cancelled		
Grand Rapids Twp	1	MVA		

### YTD AID



### DECEMBER REASON FOR EMS CALL (excluding Unknown, NA)

Abdominal Pain	6	Chest Pain	37	Headache	3	Psych Prob/Suicide Attempt	7
Allergies	2	Choking	3	Heart Problems	2	Sick	8
Animal Bite	1	CO/Hazmat	1	Heat/Cold Exposure	1	Stab/Gunshot	2
Assault	8	Seizures	18	Hemorrhage/Laceration	2	Stroke/CVA	9
Back Pain		Diabetic Problem	5	Industrial Accident		Traffic Accident	29
Breathing Problem	71	Drowning		Medical Alarm	2	Traumatic Injury	10
Burns		Eye Problem		Overdose/Ingestion	1	Unconscious/Fainting	15
Cardiac Arrest/Death	4	Falls	39	Pregnancy/Childbirth	3	Welfare Check	1

### NARCAN USE

	DEC 2023	2023 YTD	2022 YTD	YTD CHANGE
Times Administered	1	30	26	15.38%

### CASUALTIES

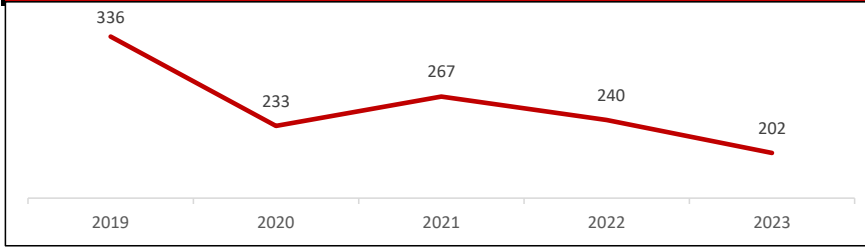
	DEC 2023	2023 YTD	2022 YTD
Fire Service Injuries	0	3	3
Civilian Injuries	0	5	3
Fire Service Deaths	0	0	0
Civilian Deaths	0	0	2

## FIRE PREVENTION BUREAU

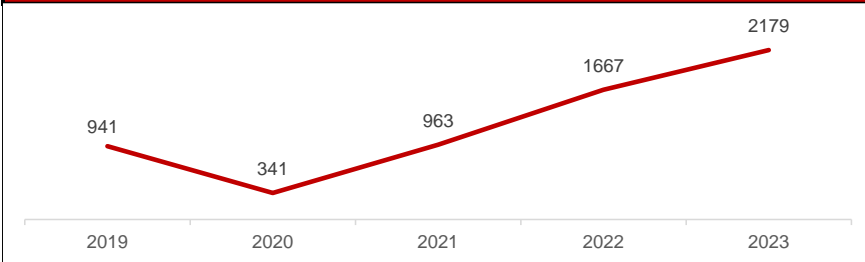
ACTIVITIES	DEC 2023	2023 YTD	2022 YTD	YTD CHANGE
Construction Plan Review	18	202	240	-15.83%
New Construction	0	5	13	
Remodel	4	68	98	
Sprinkler	5	42	54	
Site Plan	3	27	30	
Fire Alarm	5	48	42	
Demolition	1	12	3	
Addition	0	0	0	
Annual Business Inspections	169	1939	1491	30.05%
Annual Initial	89	1036	856	
Reinspections	80	903	635	
Enforcement	0	0	0	
Self Inspections Returned	0	0	0	
Pre-Occupancy Inspections	0	3	0	
Certificate of Occupancy Insp.	3	61	40	
Not Ready	0	1	2	
Walk Through	0	39	2	
Tent Inspections	0	0	0	
Protection/Detection Systems	10	128	128	
Complaint Investigation	0	7	4	
Vacant/Closed Businesses	5	99	41	
Investigations	2	20	31	
Smoke Detector Installations	39	769	366	110.11%
CO Alarm Installations	13	175	89	96.63%

CHEMICAL INVENTORY SURVEYS	DEC 2023	2023 YTD	2022 YTD	YTD CHANGE
Surveys returned	0	976	1132	-13.78%

### 5 YR YTD TOTAL CONSTRUCTION PLAN REVIEWS



### 5 YR YTD TOTAL INSPECTIONS



## PICTURE(S) OF THE MONTH



Stauffer Ave. duplex, 12/27/23; residents at home, but initially unaware of fire. Neighbors across the street called 9-1-1. Flames were coming through the roof when fire fighters arrived. Investigators determined fire originated in attic in area of can light fixture attached to bottom chord of truss.