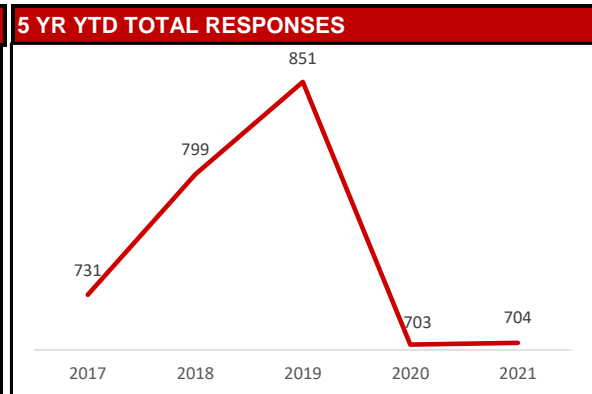
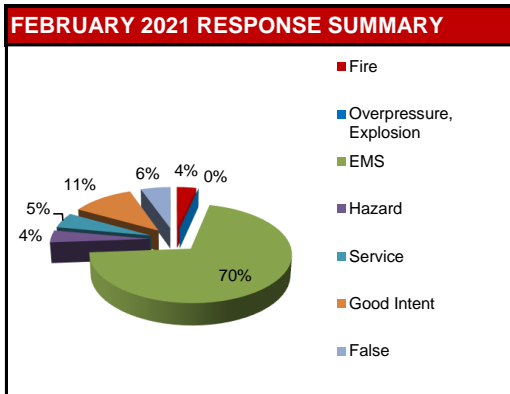
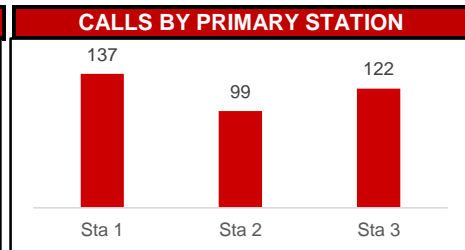
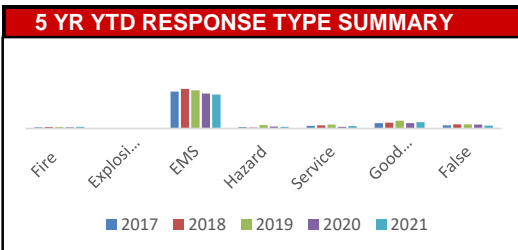


## FEBRUARY 2021 KENTWOOD FIRE DEPARTMENT REPORT

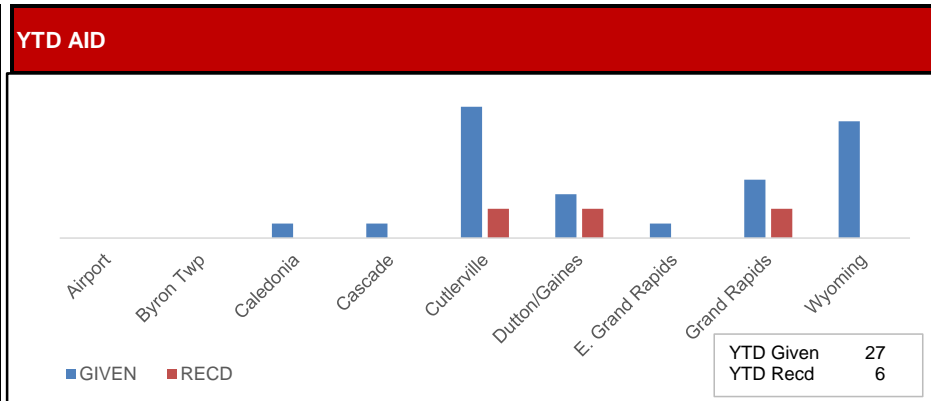
SUMMARY				
NFIRS INCIDENT TYPE SERIES	FEB 2021	2021 YTD	2020 YTD	YTD CHANGE
Fire	9	22	15	46.67%
Explosion, Excessive Heat	0	0	1	
EMS	233	491	507	-3.16%
Hazardous Condition, Standby	9	24	26	-7.69%
Service	16	35	22	59.09%
Good Intent	49	91	76	19.74%
False	21	41	56	-26.79%
Other	0	0	0	
<b>TOTAL</b>	<b>337</b>	<b>704</b>	<b>703</b>	<b>0.14%</b>



FEBRUARY FIRES	
Building	Hunters Ridge, West Grove, Spyglass
Cooking	Woodfield East, Pine Meadow
Vehicle	28th, E. Beltline
Rubbish, Trash	Camelot, Pine Meadow



FEBRUARY AID BY DEPARTMENT (Multiple departments may respond to single incident)				
DEPARTMENT	Given	Reason	Received	Reason
Airport				
Byron Twp.				
Caledonia				
Cascade	1	EMS		
Cutlerville	3	Bldg, Cooking, Can		
Dutton/Gaines	3	Bldg, Extrication, Can	1	Bldg
E. Grand Rapids				
Grand Rapids	4	Trash, EMS, Standby, Can	1	Veh
Wyoming	3	Gas leak, Can(2)		



FEBRUARY REASON FOR EMS CALL (excluding Unknown, NA)							
Abdominal Pain	5	Chest Pain	14	Headache	2	Psych Prob/Suicide Attempt	11
Allergies	1	Choking	1	Heart Problems	2	Sick	9
Animal Bite		CO/Hazmat		Heat/Cold Exposure		Stab/Gunshot	1
Assault	3	Seizures	16	Hemorrhage/Laceration		Stroke/CVA	8
Back Pain	2	Diabetic Problem	5	Industrial Accident	1	Traffic Accident	13
Breathing Problem	52	Electrocution		Medical Alarm		Traumatic Injury	4
Burns	1	Eye Problem		Overdose/Ingestion	1	Unconscious/Fainting	13
Cardiac Arrest/Death	2	Falls	34	Pregnancy/Childbirth		Well Person Check	

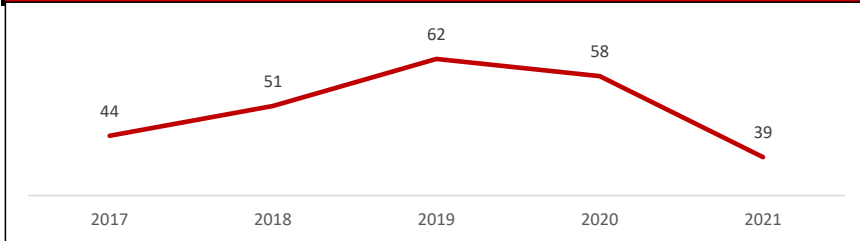
NARCAN USE		FEB 2021	2021 YTD	2020 YTD	YTD CHANGE
Times Administered		0	2	3	-33.33%

CASUALTIES		FEB 2021	2021 YTD	2020 YTD
Fire Service Injuries		0	0	0
Civilian Injuries		1	4	1
Fire Service Deaths		0	0	0
Civilian Deaths		0	0	0

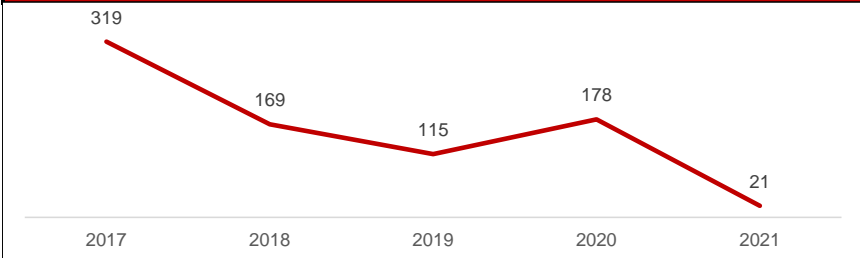
FIRE PREVENTION BUREAU				
ACTIVITIES	FEB 2021	2021 YTD	2020 YTD	YTD CHANGE
Construction Plan Review	23	39	58	-32.76%
New Construction	3	6	1	
Remodel	7	14	16	
Sprinkler	5	7	15	
Site Plan	4	6	13	
Fire Alarm	3	5	12	
Demolition	0	0	0	
Addition	1	1	1	
Annual Business Inspections	0	1	123	-99.19%
Annual Initial	0	1	92	
Reinspections	0	0	31	
Enforcement	0	0	0	
Self Inspections Returned	0	5		
Pre-Occupancy Inspections	0	0	1	
Certificate of Occupancy Insp.	6	10	15	
Not Ready	0	0	0	
Walk Through	0	3	5	
Tent Inspections	0	0	0	
Protection/Detection Systems	6	6	34	
Complaint Investigation	0	0	0	
Vacant/Closed Businesses	0	0	10	
Investigations	4	9	3	200.00%
Smoke Detector Installations	39	65	117	-44.44%
CO Alarm Installations	6	11	8	37.50%

CHEMICAL INVENTORY SURVEYS				
	FEB 2021	2021 YTD	2020 YTD	YTD CHANGE
Surveys returned	443	668	1221	-45.29%

**5 YR YTD TOTAL CONSTRUCTION PLAN REVIEWS**




**5 YR YTD TOTAL INSPECTIONS**



**PICTURE(S) OF THE MONTH**



60th/Patterson  
(Dutton)  
2/1



44th/Airlane  
2/2



Edsel/Eastern  
2/22

Accidents with airbag deployment