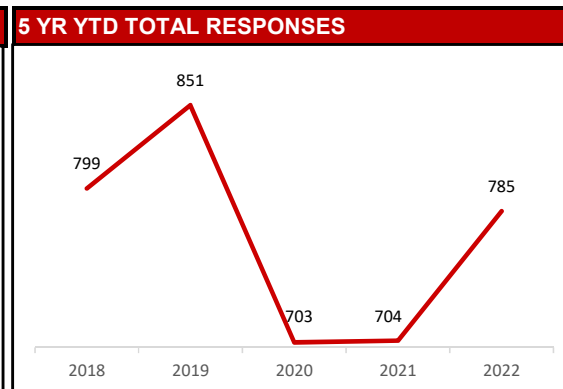
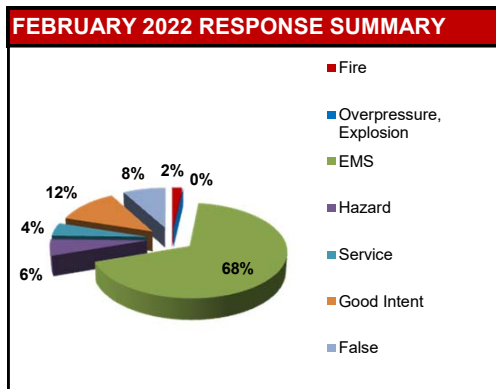
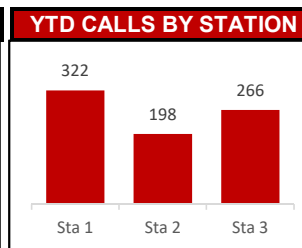
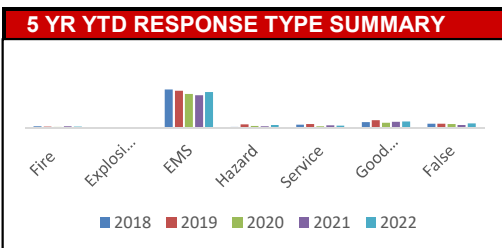


SUMMARY				
NFIRS INCIDENT TYPE SERIES	FEB 2022	2022 YTD	2021 YTD	YTD CHANGE
Fire	7	17	22	-22.73%
Explosion, Excessive Heat	0	0	0	
EMS	254	538	491	9.57%
Hazardous Condition, Standby	21	40	24	66.67%
Service	17	30	35	-14.29%
Good Intent	45	95	91	4.40%
False	30	65	41	58.54%
Other	0	0	0	
TOTAL	374	785	704	11.51%

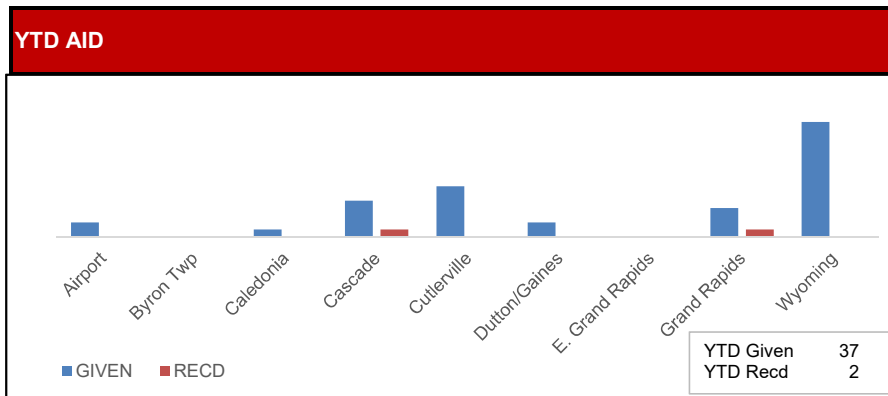


FEBRUARY FIRES	
Building	Wintergreen, Ironwood, Mildred, Tottenham
Cooking	Swan Cove, 29th, Villa Monte



OVERLAPS	
FEB 2022	
122	32.62%
2022 YTD	
275	35.24%

FEBRUARY AID BY DEPARTMENT (Multiple departments may respond to single incident)				
DEPARTMENT	Given	Reason	Received	Reason
Airport	1	Aircraft emerg.-cancelled		
E. Grand Rapids				
Caledonia				
Cascade	2	Possible struc fires-can		
Cutlerville	5	2 bldg,mob home,EMS,can		
Dutton	1	EMS		
GR Township				
Grand Rapids	2	Structure-can, EMS		
Wyoming	9	Gas leak,3 EMS,3 EMS-can,MVA,alarm		



FEBRUARY REASON FOR EMS CALL (excluding Unknown, NA)							
Abdominal Pain	6	Chest Pain	25	Headache		Psych Prob/Suicide Attempt	12
Allergies	2	Choking	3	Heart Problems	5	Sick	12
Animal Bite		CO/Hazmat		Heat/Cold Exposure	1	Stab/Gunshot	1
Assault	2	Seizures	8	Hemorrhage/Laceration	4	Stroke/CVA	5
Back Pain		Diabetic Problem	5	Industrial Accident		Traffic Accident	18
Breathing Problem	56	Electrocution		Medical Alarm	1	Traumatic Injury	8
Burns	1	Eye Problem		Overdose/Ingestion	5	Unconscious/Fainting	17
Cardiac Arrest/Death	6	Falls	32	Pregnancy/Childbirth	4	Well Person Check	

NARCAN USE		FEB 2022	2022 YTD	2021 YTD	YTD CHANGE
Times Administered		2	3	2	50.00%

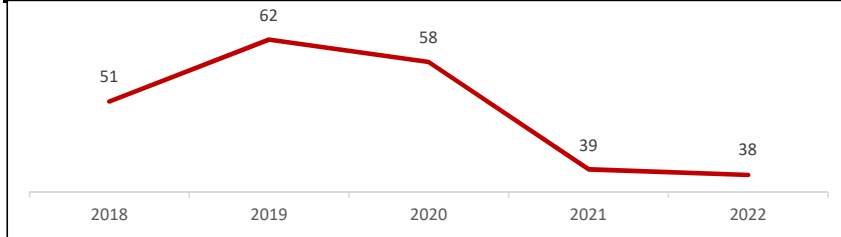
CASUALTIES		FEB 2022	2022 YTD	2021 YTD
Fire Service Injuries		0	0	0
Civilian Injuries		1	1	4
Fire Service Deaths		0	0	0
Civilian Deaths		0	0	0

FIRE PREVENTION BUREAU

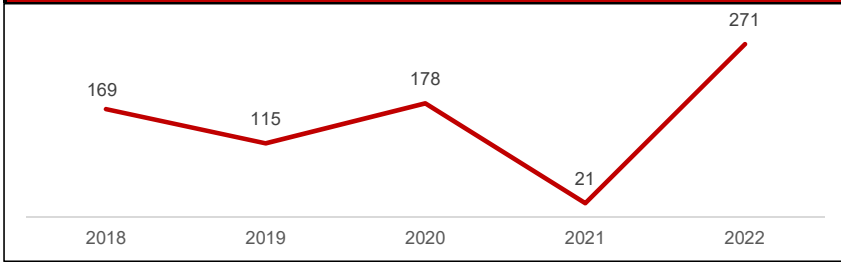
ACTIVITIES	FEB 2022	2022 YTD	2021 YTD	YTD CHANGE
Construction Plan Review	19	38	39	-2.56%
New Construction	1	1	6	
Remodel	9	21	14	
Sprinkler	3	4	7	
Site Plan	2	4	6	
Fire Alarm	4	7	5	
Demolition	0	1	0	
Addition	0	0	1	
Annual Business Inspections	134	256	1	
Annual Initial	70	147	1	
Reinspections	64	109	0	
Enforcement	0	0	0	
Self Inspections Returned	0	0	0	
Pre-Occupancy Inspections	0	0	0	
Certificate of Occupancy Insp.	1	1	10	
Not Ready	0	0	0	
Walk Through	0	1	3	
Tent Inspections	0	0	0	
Protection/Detection Systems	5	13	6	
Complaint Investigation	0	0	0	
Vacant/Closed Businesses	1	5	0	
Investigations	1	1	9	-88.89%
Smoke Detector Installations	33	87	65	33.85%
CO Alarm Installations	8	21	11	90.91%

CHEMICAL INVENTORY SURVEYS	FEB 2022	2022 YTD	2021 YTD	YTD CHANGE
Surveys returned	303	1052	668	57.49%

5 YR YTD TOTAL CONSTRUCTION PLAN REVIEWS



5 YR YTD TOTAL INSPECTIONS



PICTURE(S) OF THE MONTH

Cab set on new Kentwood fire engine at Spartan Motors on February 7th.

