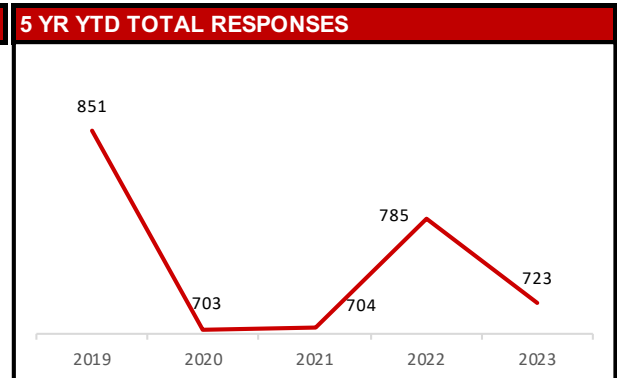
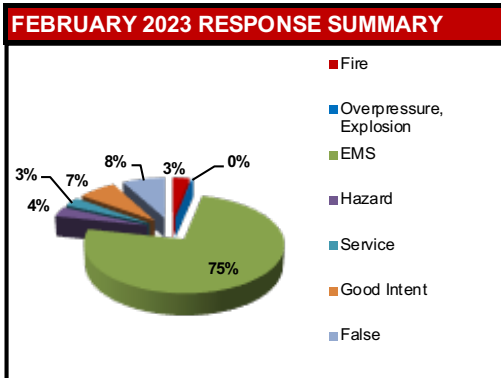
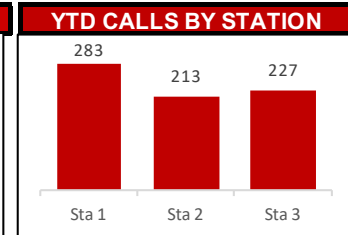
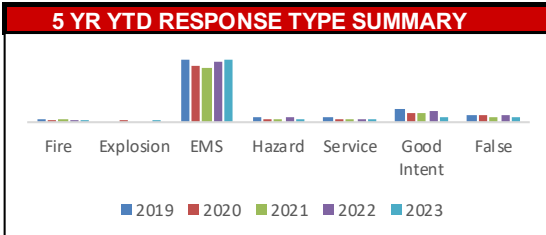


# FEBRUARY 2023 KENTWOOD FIRE DEPARTMENT REPORT

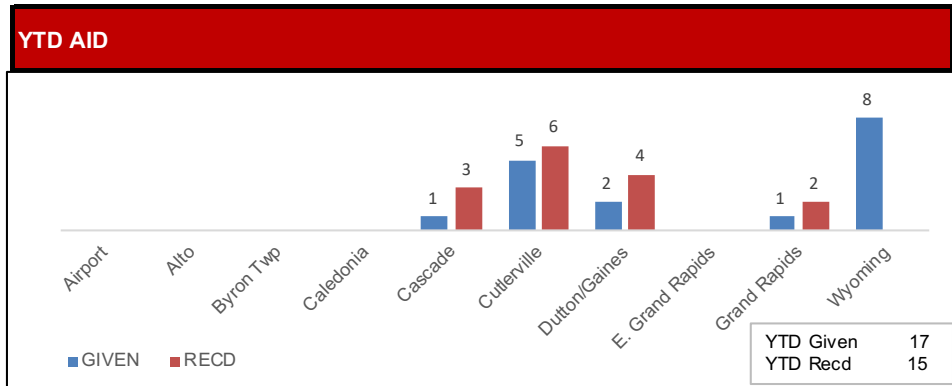
SUMMARY				
NFIRS INCIDENT TYPE SERIES	FEB 2023	2023 YTD	2022 YTD	YTD CHANGE
Fire	11	16	17	-5.88%
Explosion, Excessive Heat	1	2	0	
EMS	263	558	538	3.72%
Hazardous Condition, Standby	12	29	40	-27.50%
Service	11	19	30	-36.67%
Good Intent	25	54	95	-43.16%
False	28	45	65	-30.77%
Other	0	0	0	
<b>TOTAL</b>	<b>351</b>	<b>723</b>	<b>785</b>	<b>-7.90%</b>



FEBRUARY FIRES	
Building	Division, <i>Freedom</i> , Marwood, Summerfield
Cooking	Andover
Vehicle	28th, Broadmoor
Rubbish, Trash	S. Creek, N. Breton Ct., Whispering Meadows Ct., Sparks



FEBRUARY AID BY DEPARTMENT (Multiple departments may respond to single incident)				
DEPARTMENT	Given	Reason	Received	Reason
Airport				
E. Grand Rapids				
Caledonia				
Cascade			1	Smoke scare
Cutlerville	3	2 smoke scare, cancelled	3	2 building, cooking
Dutton	2	Sprinkler, cancelled	1	Building
Grand Rapids			1	Excessive heat
Wyoming	5	Building, MVA, Med 1, power line down, cancel		



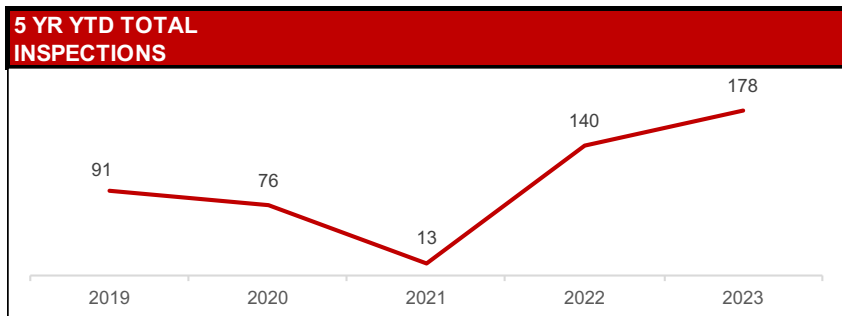
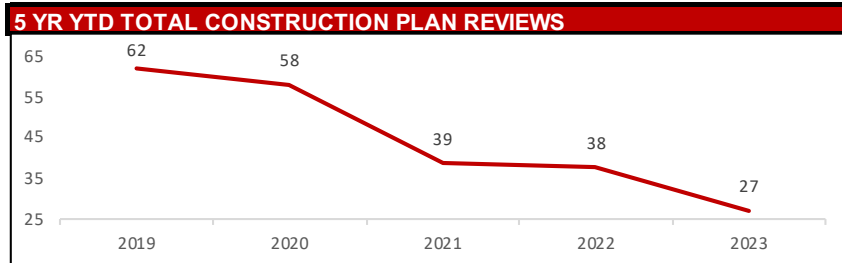
FEBRUARY REASON FOR EMS CALL (excluding Unknown, NA)							
Abdominal Pain	8	Chest Pain	21	Headache	1	Psych Prob/Suicide Attempt	9
Allergies	1	Choking	1	Heart Problems	3	Sick	9
Animal Bite		CO/Hazmat		Heat/Cold Exposure	1	Stab/Gunshot	1
Assault		Seizures	14	Hemorrhage/Laceration	7	Stroke/CVA	7
Back Pain	5	Diabetic Problem	5	Industrial Accident		Traffic Accident	18
Breathing Problem	50	Drowning		Medical Alarm	16	Traumatic Injury	3
Burns		Eye Problem		Overdose/Ingestion	5	Unconscious/Fainting	18
Cardiac Arrest/Death	3	Falls	50	Pregnancy/Childbirth	1	Well Person Check	1

NARCAN USE	FEB 2023	2023 YTD	### YTD	YTD CHANGE
Times Administered	0	4	3	33.33%

CASUALTIES	FEB 2023	2023 YTD	2022 YTD
Fire Service Injuries	0	0	0
Civilian Injuries	0	0	1
Fire Service Deaths	0	0	0
Civilian Deaths	0	0	0

FIRE PREVENTION BUREAU				
ACTIVITIES	FEB 2023	2023 YTD	2022 YTD	YTD CHANGE
Construction Plan Review	12	27	38	-28.95%
New Construction	0	0	1	
Remodel	3	10	21	
Sprinkler	4	8	4	
Site Plan	2	4	4	
Fire Alarm	3	5	7	
Demolition	0	0	1	
Addition	0	0	0	
Annual Business Inspections	159	304	256	18.75%
Annual Initial	80	140	147	
Reinspections	79	164	109	
Enforcement	0	0	0	
Self Inspections Returned	0	0	0	
Pre-Occupancy Inspections	0	0	0	
Certificate of Occupancy Insp.	3	11	1	
Not Ready	0	0	0	
Walk Through	0	2	1	
Tent Inspections	0	0	0	
Protection/Detection Systems	16	29	13	
Complaint Investigation	0	0	0	
Vacant/Closed Businesses	3	6	5	
Investigations	1	2	1	
Smoke Detector Installations	58	91	87	4.60%
CO Alarm Installations	14	21	21	0.00%

CHEMICAL INVENTORY SURVEYS				
	FEB 2023	2023 YTD	2022 YTD	YTD CHANGE
Surveys returned	21	260	1052	-75.29%



## PICTURE(S) OF THE MONTH



A passerby reported a haze in the area of 5520 S. Division. Upon arrival fire fighters looked through windows of businesses in a strip mall and determined that there was smoke inside the pizzeria. They entered the building and found a fire in the kitchen.

February 12, 2023