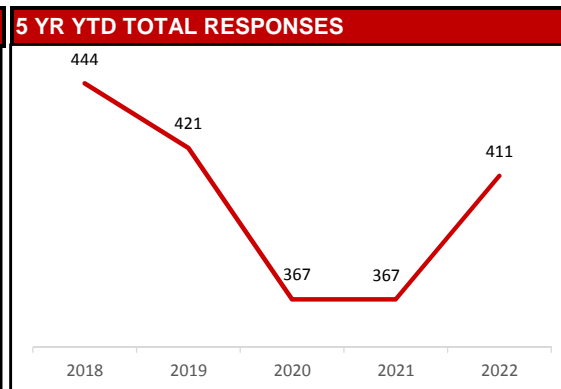
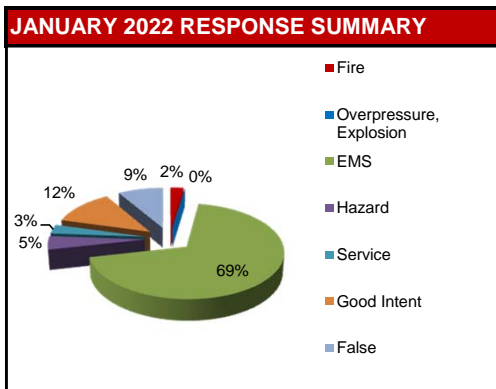
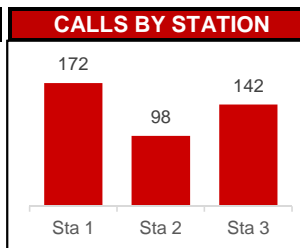
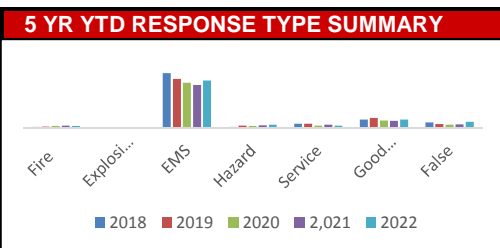


SUMMARY				
NFIRS INCIDENT TYPE SERIES	JAN 2022	2022 YTD	2021 YTD	YTD CHANGE
Fire	10	10	13	-23.08%
Explosion, Excessive Heat	0	0	0	
EMS	284	284	258	10.08%
Hazardous Condition, Standby	19	19	15	26.67%
Service	13	13	19	-31.58%
Good Intent	50	50	42	19.05%
False	35	35	20	75.00%
Other	0	0	0	
<b>TOTAL</b>	<b>411</b>	<b>411</b>	367	11.99%

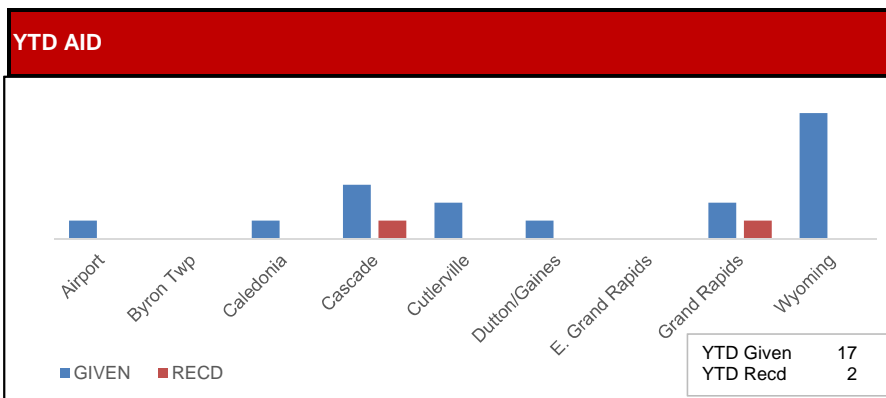


JANUARY FIRES	
Building	Brownell, Wadsworth, W. Fieldstone Hills, 28th
Cooking	Shaffer, Woodland Creek, Kalamazoo
Vehicle	Arbor, Ridgebrook
Dryer	Stauffer



OVERLAPS	
JAN 2022	
153	37.23%
2022 YTD	
153	37.23%

JANUARY AID BY DEPARTMENT (Multiple departments may respond to single incident)				
DEPARTMENT	Given	Reason	Received	Reason
Airport	1	Cancelled		
E. Grand Rapids				
Caledonia	1	Veh acc w/injuries		
Cascade	3	Bldg, steam, cancelled	1	Alarm
Cutlerville	2	Bldg, steam		
Dutton	1	Bldg		
GR Township				
Grand Rapids	2	Can, no incident found	1	Short Circuit
Wyoming	7	Bldg, 3 EMS, 3 can		



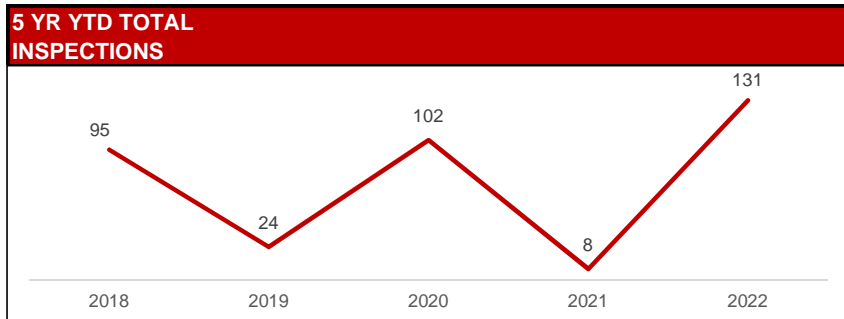
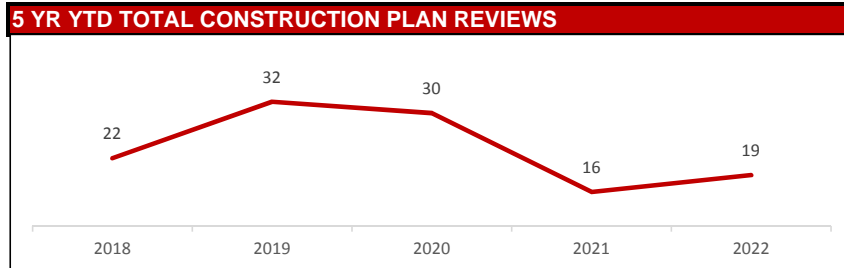
JANUARY REASON FOR EMS CALL (excluding Unknown, NA)							
Abdominal Pain	4	Chest Pain	27	Headache	3	Psych Prob/Suicide Attempt	9
Allergies	3	Choking	1	Heart Problems	1	Sick	9
Animal Bite		CO/Hazmat		Heat/Cold Exposure		Stab/Gunshot	2
Assault	1	Seizures	11	Hemorrhage/Laceration	4	Stroke/CVA	12
Back Pain	2	Diabetic Problem	7	Industrial Accident		Traffic Accident	23
Breathing Problem	72	Electrocution		Medical Alarm	2	Traumatic Injury	5
Burns		Eye Problem		Overdose/Ingestion	6	Unconscious/Fainting	17
Cardiac Arrest/Death	5	Falls	40	Pregnancy/Childbirth		Well Person Check	1

NARCAN USE		JAN 2022	2022 YTD	2021 YTD	YTD CHANGE
Times Administered		1	1	2	-50.00%

CASUALTIES		JAN 2022	2022 YTD	2021 YTD
Fire Service Injuries		0	0	1
Civilian Injuries		0	0	3
Fire Service Deaths		0	0	0
Civilian Deaths		0	0	0

FIRE PREVENTION BUREAU				
ACTIVITIES	JAN 2022	2022 YTD	2021 YTD	YTD CHANGE
Construction Plan Review	19	19	16	18.75%
New Construction	0	0	3	
Remodel	12	12	7	
Sprinkler	1	1	2	
Site Plan	2	2	2	
Fire Alarm	3	3	2	
Demolition	1	1	0	
Addition	0	0	0	
Annual Business Inspections	122	122	72	69.44%
Annual Initial	77	77	57	
Reinspections	45	45	15	
Enforcement	0	0	0	
Self Inspections Returned	0	0	126	
Pre-Occupancy Inspections	0	0	0	
Certificate of Occupancy Insp.	0	0	4	
Not Ready	0	0	0	
Walk Through	1	1	3	
Tent Inspections	0	0	0	
Protection/Detection Systems	8	8	0	
Complaint Investigation	0	0	0	
Vacant/Closed Businesses	4	4	0	
Investigations	0	0	5	-100.00%
Smoke Detector Installations	54	54	26	107.69%
CO Alarm Installations	13	13	5	160.00%

CHEMICAL INVENTORY SURVEYS				
	JAN 2022	2022 YTD	2021 YTD	YTD CHANGE
Surveys returned	749	749	225	232.89%



**PICTURE(S) OF THE MONTH**

Some common issues found on annual business inspections are storage too close to/obstructing fire protection devices (above) and extension cords used in place of permanent wiring. Inspectors explain the problem to company representatives and give them time to make corrections before conducting a reinspection.

