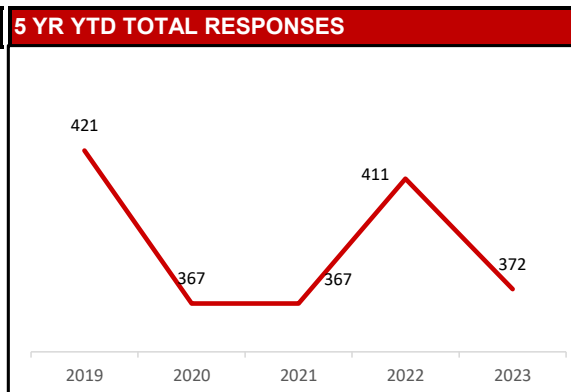
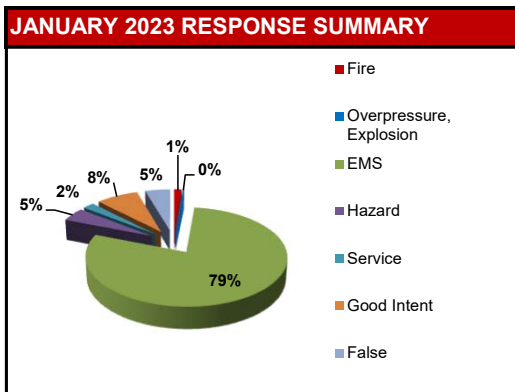
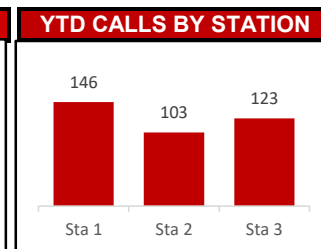
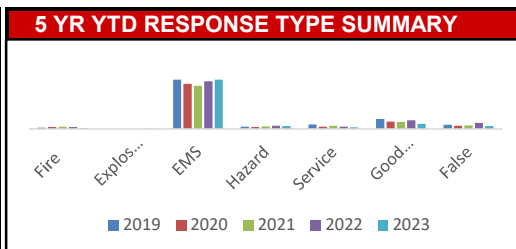


SUMMARY				
NFIRS INCIDENT TYPE SERIES	JAN 2023	2023 YTD	2022 YTD	YTD CHANGE
Fire	5	5	10	-50.00%
Explosion, Excessive Heat	1	1	0	
EMS	295	295	284	3.87%
Hazardous Condition, Standby	17	17	19	-10.53%
Service	8	8	13	-38.46%
Good Intent	29	29	50	-42.00%
False	17	17	35	-51.43%
Other	0	0	0	
<b>TOTAL</b>	<b>372</b>	<b>372</b>	411	-9.49%



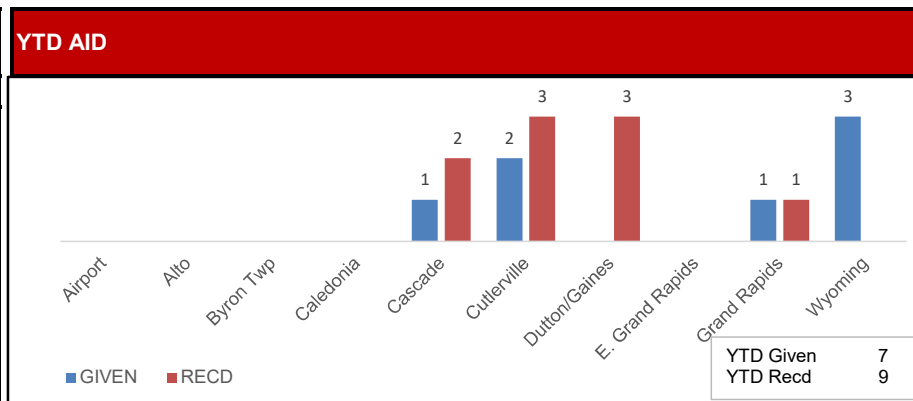
**JANUARY FIRES**

Building	52nd
Cooking	Forest Hill, Swan Cove
Vehicle	Nature Trail, Broadmoor/52nd
Rubbish, Trash	
Brush, Grass	
Compactor	
Lawn Mower	



**JANUARY AID BY DEPARTMENT**  
(Multiple departments may respond to single incident)

DEPARTMENT	Given	Reason	Received	Reason
Airport				
E. Grand Rapids				
Caledonia				
Cascade	1	Electrical problem	2	MVA, Not Found
Cutlerville	2	Disp as fire & cancelled	3	Heat, Smoke, Elec.
Dutton			3	Bldg, MVA, burning
Grand Rapids	1	Cover	1	Smoke
Wyoming	3	Smoke, EMS, cancelled		



**JANUARY REASON FOR EMS CALL (excluding Unknown, NA)**

Abdominal Pain	10	Chest Pain	17	Headache	1	Psych Prob/Suicide Attempt	10
Allergies		Choking		Heart Problems	2	Sick	15
Animal Bite		CO/Hazmat		Heat/Cold Exposure	1	Stab/Gunshot	1
Assault	1	Seizures	12	Hemorrhage/Laceration	4	Stroke/CVA	5
Back Pain	2	Diabetic Problem	8	Industrial Accident		Traffic Accident	50
Breathing Problem	64	Drowning		Medical Alarm	5	Traumatic Injury	6
Burns		Eye Problem		Overdose/Ingestion	7	Unconscious/Fainting	13
Cardiac Arrest/Death	9	Falls	44	Pregnancy/Childbirth	2	Well Person Check	

**NARCAN USE**

	JAN 2023	2023 YTD	2022 YTD	YTD CHANGE
Times Administered	4	4	1	300.00%

**CASUALTIES**

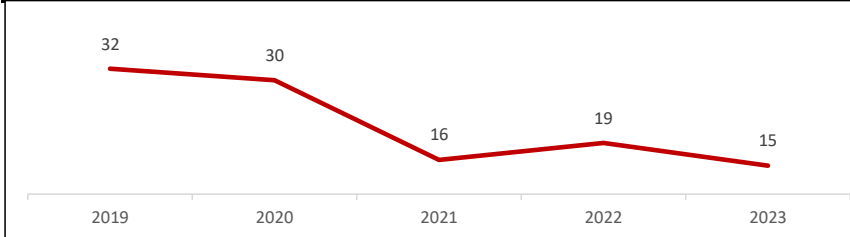
	JAN 2023	2023 YTD	2022 YTD
Fire Service Injuries	0	0	0
Civilian Injuries	0	0	0
Fire Service Deaths	0	0	0
Civilian Deaths	0	0	0

**FIRE PREVENTION BUREAU**

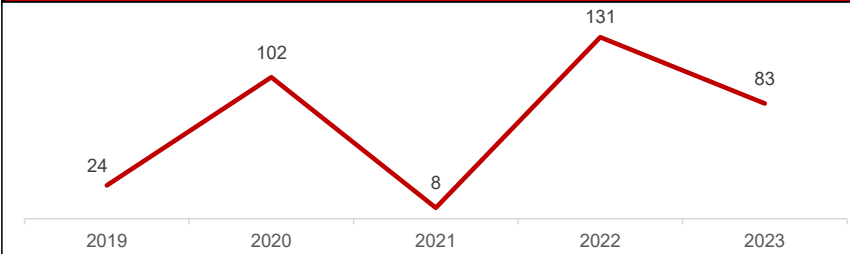
ACTIVITIES	15	2023 YTD	2022 YTD	YTD CHANGE
Construction Plan Review	15	15	19	-21.05%
New Construction	0	0	0	
Remodel	7	7	12	
Sprinkler	4	4	1	
Site Plan	2	2	2	
Fire Alarm	2	2	3	
Demolition	0	0	1	
Addition	0	0	0	
Annual Business Inspections	145	145	122	18.85%
Annual Initial	60	60	77	
Reinspections	85	85	45	
Enforcement	0	0	0	
Self Inspections Returned	0	0	0	
Pre-Occupancy Inspections	0	0	0	
Certificate of Occupancy Insp.	8	8	0	
Not Ready	0	0	0	
Walk Through	2	2	1	
Tent Inspections	0	0	0	
Protection/Detection Systems	13	13	8	
Complaint Investigation	0	0	0	
Vacant/Closed Businesses	3	3	4	
Investigations	1	1	0	
Smoke Detector Installations	33	33	54	-38.89%
CO Alarm Installations	7	7	13	-46.15%

CHEMICAL INVENTORY SURVEYS	JAN 2023	2023 YTD	2022 YTD	YTD CHANGE
Surveys returned	239	239	749	-68.09%


**5 YR YTD TOTAL CONSTRUCTION PLAN REVIEWS**



**5 YR YTD TOTAL INSPECTIONS**



**PICTURE(S) OF THE MONTH**



Fire in cleaning pot for robotic arm in paint area of commercial facility on 52nd St.

19-Jan-23