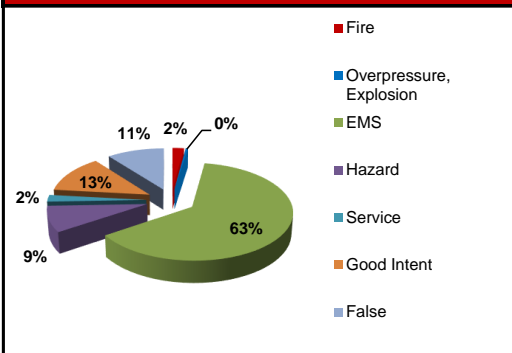


JANUARY 2024 KENTWOOD FIRE DEPARTMENT REPORT

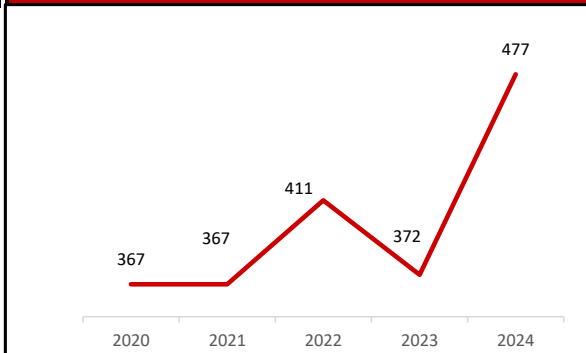
SUMMARY

NFIRS INCIDENT TYPE SERIES	JAN 2024	2024 YTD	2023 YTD	YTD CHANGE
Fire	10	10	5	100.00%
Explosion, Excessive Heat	2	2	1	
EMS	301	301	295	2.03%
Hazardous Condition, Standby	42	42	17	147.06%
Service	11	11	8	37.50%
Good Intent	61	61	29	110.34%
False	50	50	17	194.12%
Other	0	0	0	
TOTAL	477	477	372	28.23%

JANUARY 2024 RESPONSE SUMMARY



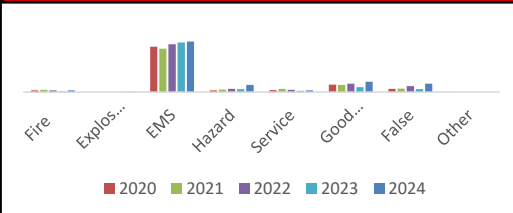
5 YR YTD TOTAL RESPONSES



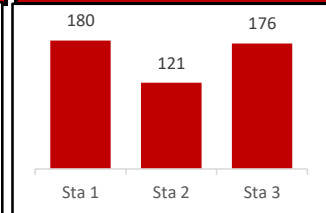
JANUARY FIRES

Building	Nature Trail-2, <i>Lincolnshire, Hammond</i>
Chimney	<i>Sherwood</i>
Cooking	Majestic, Kalamazoo
Vehicle	58th, Sable Ridge
Other-burned shirt	Lake Eastbrook

5 YR YTD RESPONSE TYPE SUMMARY



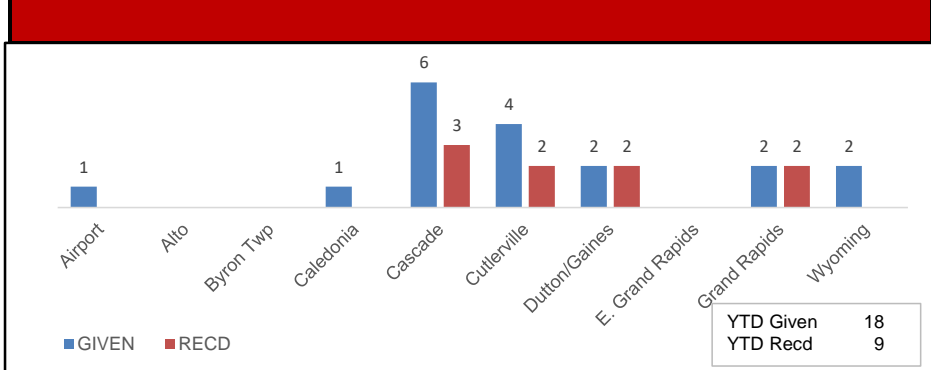
YTD CALLS BY STATION



JANUARY AID BY DEPARTMENT (Multiple departments may respond to single incident)

DEPARTMENT	Mutual		Automatic	
	Given	Reason	Received	Reason
Caledonia	1	Cancelled		
Cascade	6	Bldg, 2 EMS, 2 cancelled	3	2 MVA, <u>Smoke</u>
Cutlerville	4	Electrical, cancelled, 2 EMS	2	<u>Smoke, cooking</u>
Dutton/Gaines	2	Bldg, <u>smoke</u>	2	Electrical, <u>vehicle</u>
Grand Rapids	2	Chimney, cancelled	2	Electrical, <u>smoke</u>
Wyoming	2	EMS, cancelled		
Airport	1	<u>Cancelled</u>		

YTD AID



JANUARY REASON FOR EMS CALL (excluding Unknown, NA)

Abdominal Pain	12	Chest Pain	31	Head Injury	3	Pregnancy/Childbirth	5
Allergies	3	Choking	1	Headache	2	Psych Prob/Suicide Attempt	3
Altered Mental Status	30	CO/Hazmat	1	Heart Problems	2	Sick	12
Assault	1	Seizures	8	Heat/Cold Exposure	1	Stab/Gunshot	0
Auto vs Pedestrian	2	Diabetic Problem	5	Hemorrhage/Laceration	2	Stroke/CVA	8
Back Pain	2	Drowning	0	Hypotension/Hypertension	3	Traffic Accident	13
Breathing Problem	62	Eye Problem	0	Invalid Assist/Lift Assist	4	Traumatic Injury	2
Burns	0	Falls	37	Medical Alarm	1	Unconscious/Fainting	8
Cardiac Arrest/Death	2	GI Bleed	2	Overdose/Ingestion	8	Weak/Lethargic	3

NARCAN USE

	JAN 2024	2024 YTD	2023 YTD	YTD CHANGE
Times Administered	3	3	4	-25.00%

CASUALTIES

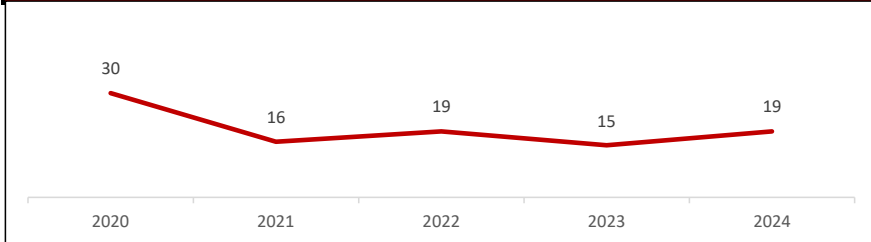
	JAN 2024	2024 YTD	2023 YTD
Fire Service Injuries	0	0	0
Civilian Injuries	0	0	0
Fire Service Deaths	0	0	0
Civilian Deaths	0	0	0

FIRE PREVENTION BUREAU

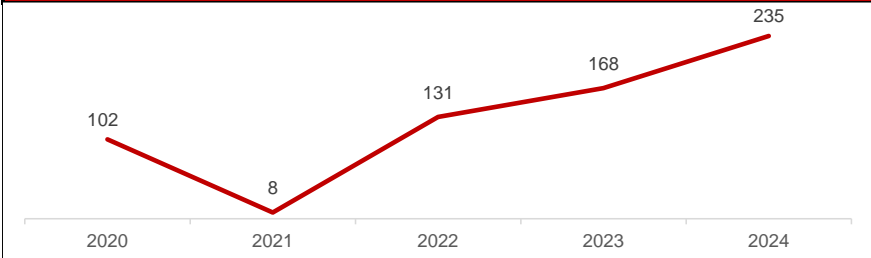
ACTIVITIES	JAN 2024	2024 YTD	2023 YTD	YTD CHANGE
Construction Plan Review	19	19	15	26.67%
New Construction	0	0	0	
Remodel	4	4	7	
Sprinkler	7	7	4	
Site Plan	2	2	2	
Fire Alarm/Hood	3	3	2	
Demolition	3	3	0	
Addition	0	0	0	
Annual Business Inspections	202	202	145	39.31%
Annual Initial			60	
Reinspections			85	
Enforcement			0	
Pre-Occupancy Inspections	0	0	0	
Certificate of Occupancy Insp.	9	9	8	
Not Ready	0	0	0	
Walk Through	2	2	1	
Tent Inspections	0	0	0	
Protection/Detection Systems	22	22	13	
Complaint Investigation	0	0	0	
Vacant/Closed Businesses	1	1	3	
Investigations	2	2	1	
Smoke Detector Installations	79	79	33	139.39%
CO Alarm Installations	24	24	7	242.86%

CHEMICAL INVENTORY SURVEYS	JAN 2024	2024 YTD	2023 YTD	YTD CHANGE
Surveys returned	0	0	772	

5 YR YTD TOTAL CONSTRUCTION PLAN REVIEWS



5 YR YTD TOTAL INSPECTIONS



PICTURE(S) OF THE MONTH



Stove fire on January 17, 2024 on Nature Trail Dr. spread through apartment. Four other units were damaged and residents were displaced.

