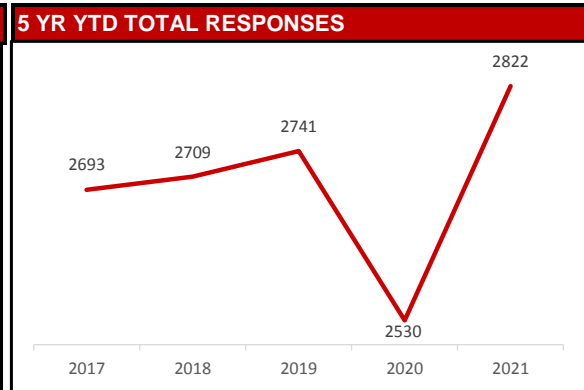
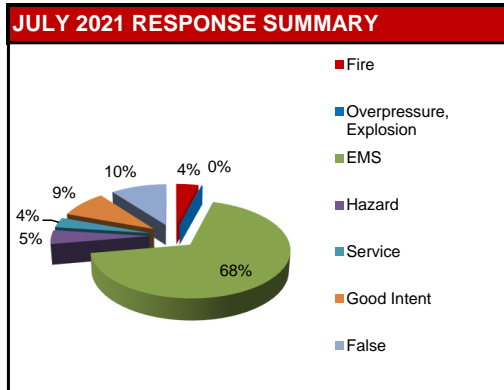
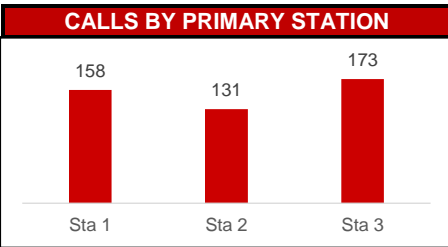
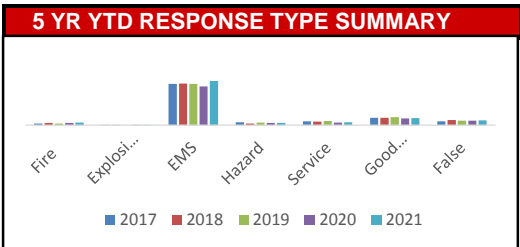


## JULY 2021 KENTWOOD FIRE DEPARTMENT REPORT

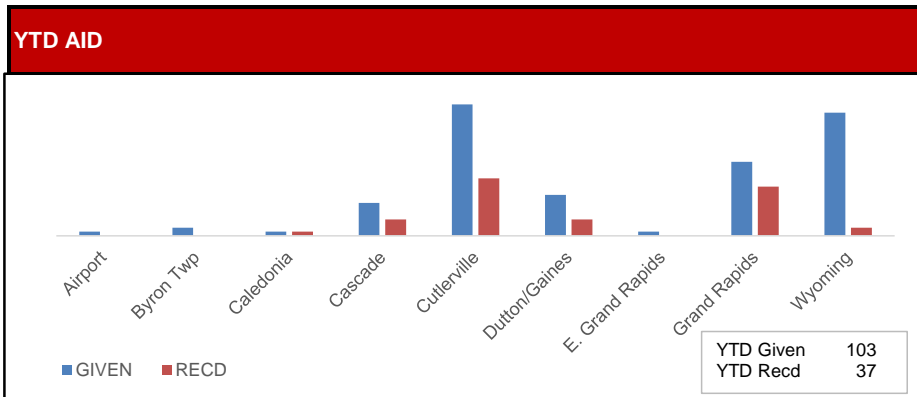
SUMMARY				
NFIRS INCIDENT TYPE SERIES	JULY 2021	2021 YTD	2020 YTD	YTD CHANGE
Fire	19	108	90	20.00%
Explosion, Excessive Heat	1	3	2	
EMS	314	1979	1736	14.00%
Hazardous Condition, Standby	22	100	97	3.09%
Service	16	121	111	9.01%
Good Intent	42	306	298	2.68%
False	48	204	194	5.15%
Other	0	1	2	
<b>TOTAL</b>	<b>462</b>	<b>2822</b>	<b>2530</b>	<b>11.54%</b>



JULY FIRES	
Building	Harmony Cove, Riviera, Brooklyn, 61st, Kendrick, Brookmeadow, Kraft
Cooking	Pfeiffer Woods
Vehicle	Roseworth Ct., Broadmoor
Rubbish, Trash, Grass	52nd St., Lake Eastbrook, E. Beltline, 56th St., 44th St., Hunters Ridge, Londonderry, Green Oak
Dump./Trash Recept.	Green Oak



JULY AID BY DEPARTMENT (Multiple departments JULY respond to single incident)				
DEPARTMENT	Given	Reason	Received	Reason
Airport	1	Alert 2		
Byron Twp.				
Caledonia				
Cascade	2	Bldg fires		
Cutlerville	11	Bldg fire (2), excess heat, EMS (6), cancelled (2)	2	Grass, bldg,
Dutton/Gaines	2	Cancelled (2)		
E. Grand Rapids				
Grand Rapids			1	EMS
Wyoming	5	EMS (3), MV/Ped,Can		



JULY REASON FOR EMS CALL (excluding Unknown, NA)							
Abdominal Pain	5	Chest Pain	22	Headache	2	Psych Prob/Suicide Attempt	12
Allergies	3	Choking	1	Heart Problems	3	Sick	8
Animal Bite	1	CO/Hazmat		Heat/Cold Exposure		Stab/Gunshot	2
Assault	2	Seizures	14	Hemorrhage/Laceration	4	Stroke/CVA	5
Back Pain	3	Diabetic Problem	8	Industrial Accident		Traffic Accident	37
Breathing Problem	66	Electrocution		Medical Alarm	1	Traumatic Injury	5
Burns		Eye Problem		Overdose/Ingestion	6	Unconscious/Fainting	24
Cardiac Arrest/Death	6	Falls	32	Pregnancy/Childbirth	2	Well Person Check	4

NARCAN USE	JULY 2021	2021 YTD	2020 YTD	YTD CHANGE
Times Administered	3	19	11	72.73%

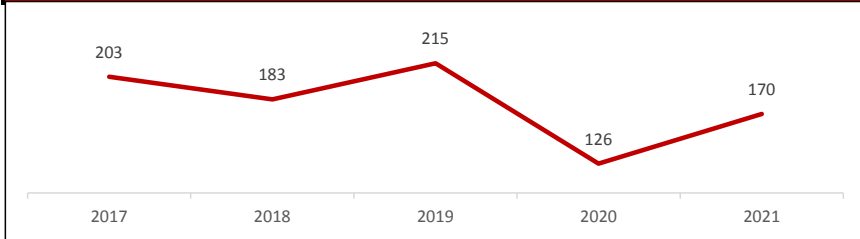
CASUALTIES	JULY 2021	2021 YTD	2020 YTD
Fire Service Injuries	0	4	1
Civilian Injuries	0	5	2
Fire Service Deaths	0	0	0
Civilian Deaths	0	0	1

### FIRE PREVENTION BUREAU

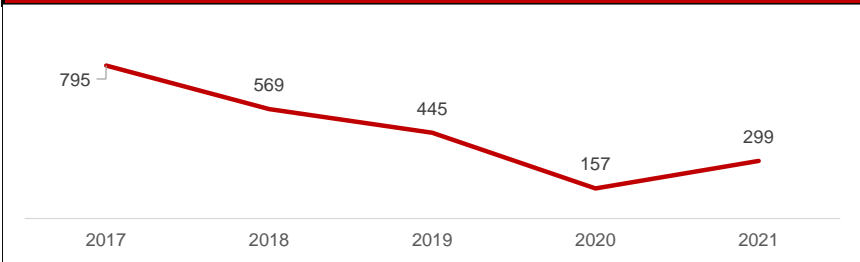
ACTIVITIES	JULY 2021	2021 YTD	2020 YTD	YTD CHANGE
Construction Plan Review	34	170	126	34.92%
New Construction	1	13	5	
Remodel	14	61	32	
Sprinkler	7	34	27	
Site Plan	5	28	26	
Fire Alarm	6	27	30	
Demolition	0	1	2	
Addition	1	6	4	
Annual Business Inspections	68	299	157	90.45%
Annual Initial	44	205	112	
Reinspections	24	94	45	
Enforcement	0	0	0	
Self Inspections Returned	0	9	17	
Pre-Occupancy Inspections	0	4	5	
Certificate of Occupancy Insp.	7	31	26	
Not Ready	0	0	0	
Walk Through	1	11	11	
Tent Inspections	0	0	0	
Protection/Detection Systems	9	52	66	
Complaint Investigation	0	1	7	
Vacant/Closed Businesses	6	24	13	
Investigations	0	23	18	27.78%
Smoke Detector Installations	20	204	160	27.50%
CO Alarm Installations	5	38	15	153.33%

CHEMICAL INVENTORY SURVEYS	JULY 2021	2021 YTD	2020 YTD	YTD CHANGE
Surveys returned	9	1211	1293	-6.34%

### 5 YR YTD TOTAL CONSTRUCTION PLAN REVIEWS



### 5 YR YTD TOTAL INSPECTIONS



### PICTURE(S) OF THE MONTH

As part of the promotional process for Engine Operator, applicants must prove proficiency in driving and pumping fire apparatus. They drove a specified route in the city, ending at Crestwood Middle School where they demonstrated to an outside evaluator skills in providing water supply. Dean Krueger and Brian Johnson were promoted.

