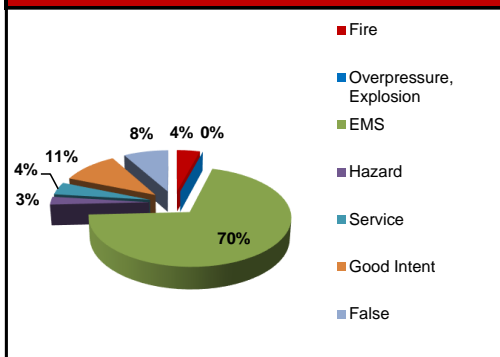


JULY 2022 KENTWOOD FIRE DEPARTMENT REPORT

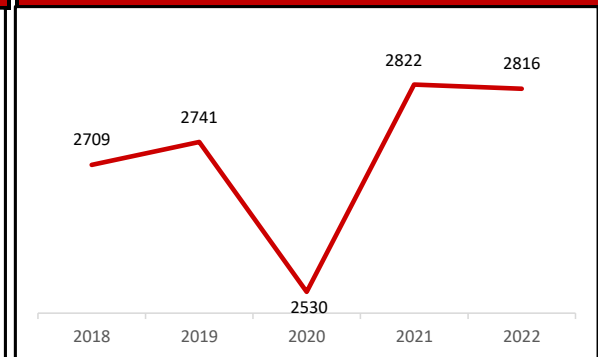
SUMMARY

NFIRS INCIDENT TYPE SERIES	JULY 2022	2022 YTD	2021 YTD	YTD CHANGE
Fire	19	84	108	-22.22%
Explosion, Excessive Heat	0	4	3	
EMS	315	1948	1979	-1.57%
Hazardous Condition, Standby	12	116	100	16.00%
Service	19	103	121	-14.88%
Good Intent	48	302	306	-1.31%
False	37	259	204	26.96%
Other	0	0	1	
TOTAL	450	2816	2822	-0.21%

JULY 2022 RESPONSE SUMMARY



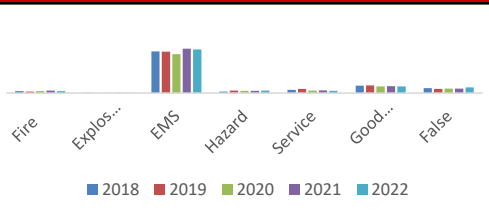
5 YR YTD TOTAL RESPONSES



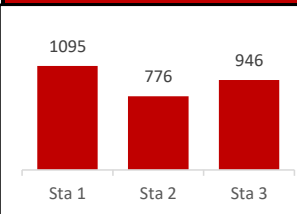
JULY FIRES

Building	Crystal View, 60th, Victoria, 28th, Majestic, Union, International Pkwy
Cooking	Walnut Hills, 28th
Vehicle	Sluyter, Broadmoor
Other - Campfire	28th
Trash	Ridgebrook Ct, Traverse
Brush, Grass	Pineknoll, Merrimont Ct, Woodfield, Andover, Madison

5 YR YTD RESPONSE TYPE SUMMARY



YTD CALLS BY STATION

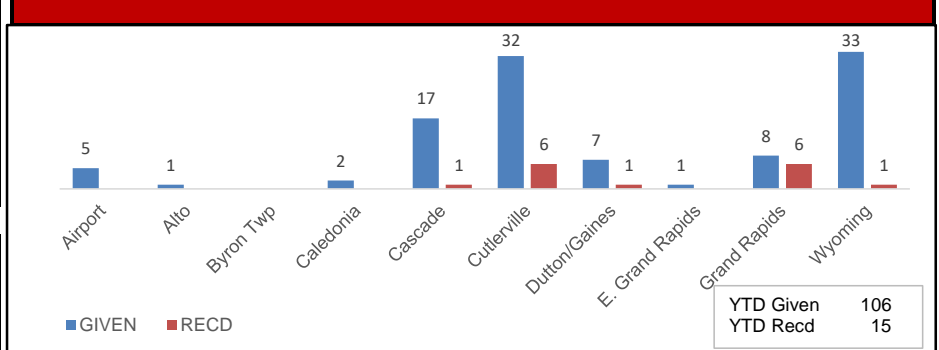


JULY AID BY DEPARTMENT

(Multiple departments may respond to single incident)

DEPARTMENT	Given	Reason	Received	Reason
Airport	1	Aircraft standby		
E. Grand Rapids				
Caledonia				
Cascade	4	Bldg, EMS, Can-1		
Cutlerville	5	Bldg-2, Grass, EMS, Can	1	Grass
Dutton	1	Bldg		
Alto				
Grand Rapids	1	Cancelled	2	Smoke
Wyoming	8	EMS-4, MVA-2, Can-2		

YTD AID



JULY REASON FOR EMS CALL (excluding Unknown, NA)

Abdominal Pain	6	Chest Pain	37	Headache	1	Psych Prob/Suicide Attempt	13
Allergies	3	Choking	2	Heart Problems	5	Sick	12
Animal Bite	7	CO/Hazmat		Heat/Cold Exposure		Stab/Gunshot	1
Assault	1	Seizures	12	Hemorrhage/Laceration		Stroke/CVA	7
Back Pain		Diabetic Problem	2	Industrial Accident	1	Traffic Accident	35
Breathing Problem	55	Drowning		Medical Alarm	2	Traumatic Injury	7
Burns		Eye Problem	1	Overdose/Ingestion	5	Unconscious/Fainting	21
Cardiac Arrest/Death	4	Falls	36	Pregnancy/Childbirth	2	Well Person Check	

NARCAN USE

	JULY 2022	2022 YTD	2021 YTD	YTD CHANGE
Times Administered	3	10	19	-47.37%

CASUALTIES

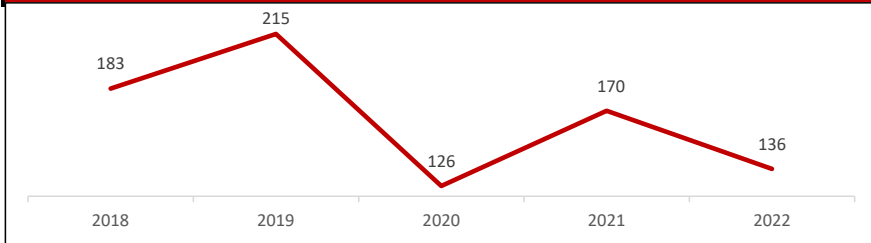
	JULY 2022	2022 YTD	2021 YTD
Fire Service Injuries	0	3	4
Civilian Injuries	0	2	5
Fire Service Deaths	0	0	0
Civilian Deaths	0	0	0

FIRE PREVENTION BUREAU

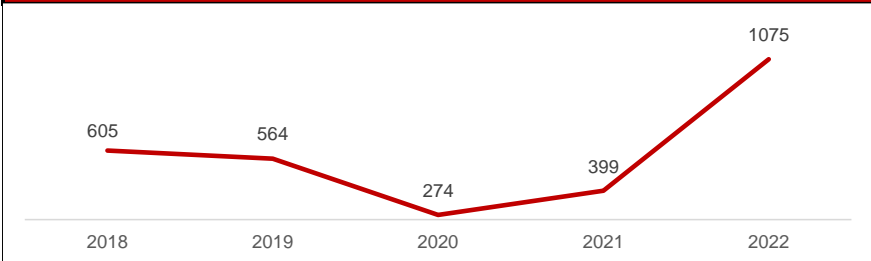
ACTIVITIES	JULY 2022	2022 YTD	2021 YTD	YTD CHANGE
Construction Plan Review	10	136	170	-20.00%
New Construction	0	9	13	
Remodel	4	61	61	
Sprinkler	2	22	34	
Site Plan	2	15	28	
Fire Alarm	2	26	27	
Demolition	0	3	1	
Addition	0	0	6	
Annual Business Inspections	134	972	299	
Annual Initial	77	562	205	
Reinspections	57	410	94	
Enforcement	0	0	0	
Self Inspections Returned	0	0	9	
Pre-Occupancy Inspections	0	0	4	
Certificate of Occupancy Insp.	2	22	31	
Not Ready	0	2	0	
Walk Through	0	2	11	
Tent Inspections	0	0	0	
Protection/Detection Systems	14	75	52	
Complaint Investigation	0	2	1	
Vacant/Closed Businesses	5	28	24	
Investigations	2	10	23	
Smoke Detector Installations	25	208	204	1.96%
CO Alarm Installations	6	54	38	42.11%

CHEMICAL INVENTORY SURVEYS	JULY 2022	2022 YTD	2021 YTD	YTD CHANGE
Surveys returned	0	1125	1211	-7.10%

5 YR YTD TOTAL CONSTRUCTION PLAN REVIEWS



5 YR YTD TOTAL INSPECTIONS




PICTURE(S) OF THE MONTH



EMERGENCY EXIT VIOLATIONS

Marked exit blocked.



Exit blocked, sign covered, door bolted.