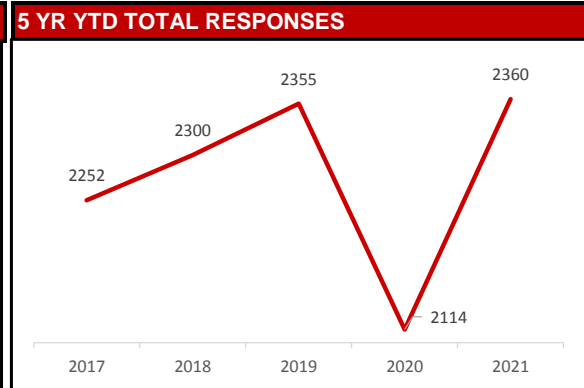
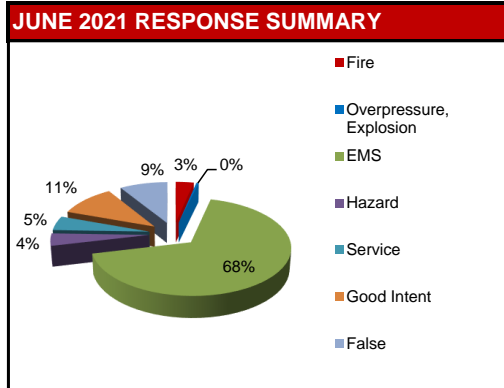
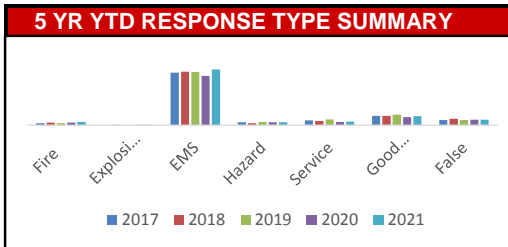


JUNE 2021 KENTWOOD FIRE DEPARTMENT REPORT

| SUMMARY | | | | |
|------------------------------|------------|-------------|-------------|---------------|
| NFIRS INCIDENT TYPE SERIES | JUNE 2021 | 2021 YTD | 2020 YTD | YTD CHANGE |
| Fire | 15 | 89 | 73 | 21.92% |
| Explosion, Excessive Heat | 2 | 2 | 2 | |
| EMS | 304 | 1665 | 1468 | 13.42% |
| Hazardous Condition, Standby | 19 | 78 | 84 | -7.14% |
| Service | 22 | 105 | 93 | 12.90% |
| Good Intent | 48 | 264 | 238 | 10.92% |
| False | 40 | 156 | 156 | 0.00% |
| Other | 0 | 1 | 0 | |
| TOTAL | 450 | 2360 | 2114 | 11.64% |

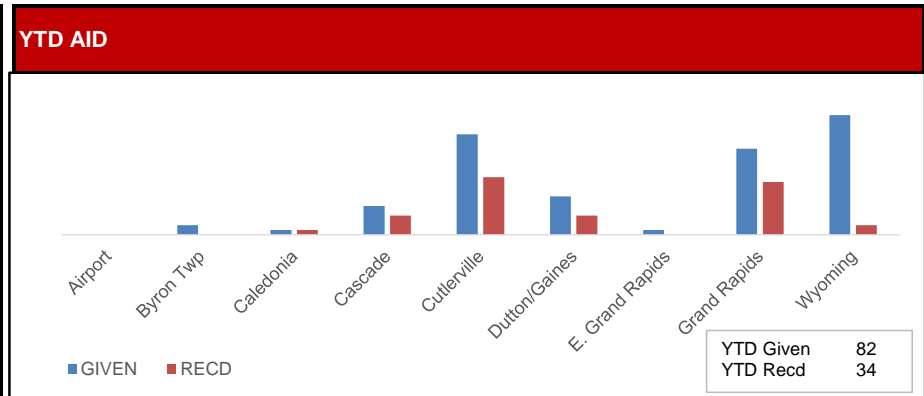


| JUNE FIRES | |
|-----------------------|---|
| Building | Raymond, Fresno Cir., Castle Bluff Ct., Dockside Way, Stonyhill Ln., 28th |
| Cooking | Drummond |
| Vehicle | 28th (2), 36th |
| Rubbish, Trash, Grass | Pine Needles Ct., Breton/Walma. 36th, 60th/E. Paris, 48th |
| Dump./Trash Recept. | |
| Furnace | |



| CALLS BY PRIMARY STATION | |
|--------------------------|-----|
| Sta 1 | 180 |
| Sta 2 | 133 |
| Sta 3 | 137 |

| JUNE AID BY DEPARTMENT (Multiple departments JUNE respond to single incident) | | | | |
|--|-------|-----------------------|----------|---------------------|
| DEPARTMENT | Given | Reason | Received | Reason |
| Airport | | | | |
| Byron Twp. | | | | |
| Caledonia | | | | |
| Cascade | 2 | Vehicle accident, can | | |
| Cutlerville | 4 | Bldg,EMS,can,sm det | 2 | 2 bldg |
| Dutton/Gaines | 3 | Assist, 2 can | | |
| E. Grand Rapids | | | | |
| Grand Rapids | 3 | Bldg,smoke scare, can | 2 | light ballast,smoke |
| Wyoming | 3 | EMS,veh. acc., alarm | | |



| JUNE REASON FOR EMS CALL (excluding Unknown, NA) | | | | | | | |
|--|----|------------------|----|-----------------------|----|----------------------------|----|
| Abdominal Pain | 6 | Chest Pain | 33 | Headache | 1 | Psych Prob/Suicide Attempt | 5 |
| Allergies | 1 | Choking | 1 | Heart Problems | | Sick | 8 |
| Animal Bite | 1 | CO/Hazmat | | Heat/Cold Exposure | 1 | Stab/Gunshot | 1 |
| Assault | 6 | Seizures | 12 | Hemorrhage/Laceration | 10 | Stroke/CVA | 14 |
| Back Pain | 2 | Diabetic Problem | 3 | Industrial Accident | | Traffic Accident | 40 |
| Breathing Problem | 56 | Electrocution | | Medical Alarm | 2 | Traumatic Injury | 6 |
| Burns | | Eye Problem | | Overdose/Ingestion | 9 | Unconscious/Fainting | 19 |
| Cardiac Arrest/Death | 2 | Falls | 42 | Pregnancy/Childbirth | 2 | Well Person Check | |

| NARCAN USE | JUNE 2021 | 2021 YTD | 2020 YTD | YTD CHANGE |
|--------------------|-----------|----------|----------|------------|
| Times Administered | 3 | 16 | 10 | 60.00% |

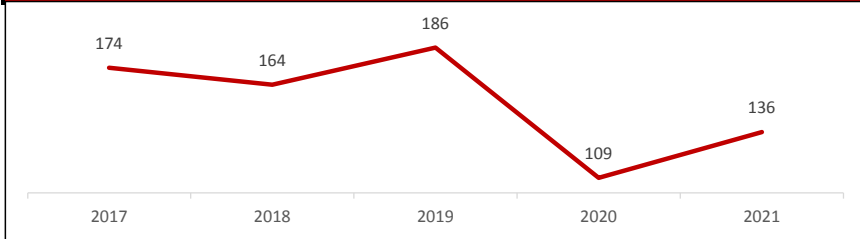
| CASUALTIES | JUNE 2021 | 2021 YTD | 2020 YTD |
|-----------------------|-----------|----------|----------|
| Fire Service Injuries | 1 | 4 | 1 |
| Civilian Injuries | 0 | 5 | 2 |
| Fire Service Deaths | 0 | 0 | 0 |
| Civilian Deaths | 0 | 0 | 1 |

FIRE PREVENTION BUREAU

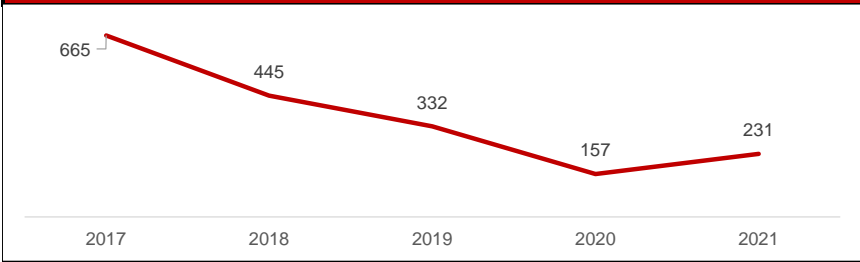
| ACTIVITIES | JUNE 2021 | 2021 YTD | 2020 YTD | YTD CHANGE |
|--------------------------------|-----------|----------|----------|------------|
| Construction Plan Review | 24 | 136 | 109 | 24.77% |
| New Construction | 0 | 12 | 4 | |
| Remodel | 5 | 47 | 29 | |
| Sprinkler | 6 | 27 | 26 | |
| Site Plan | 8 | 23 | 22 | |
| Fire Alarm | 2 | 21 | 22 | |
| Demolition | 1 | 1 | 2 | |
| Addition | 2 | 5 | 4 | |
| Annual Business Inspections | 80 | 231 | 157 | 47.13% |
| Annual Initial | 45 | 70 | 45 | |
| Reinspections | 35 | 0 | 0 | |
| Enforcement | 0 | 0 | 0 | |
| Self Inspections Returned | 0 | 9 | 9 | |
| Pre-Occupancy Inspections | 1 | 3 | 4 | |
| Certificate of Occupancy Insp. | 7 | 17 | 21 | |
| Not Ready | | 0 | 0 | |
| Walk Through | 1 | 9 | 7 | |
| Tent Inspections | | 0 | 0 | |
| Protection/Detection Systems | 14 | 29 | 45 | |
| Complaint Investigation | 0 | 1 | 4 | |
| Vacant/Closed Businesses | 7 | 11 | 13 | |
| Investigations | 2 | 23 | 16 | 43.75% |
| Smoke Detector Installations | 36 | 184 | 149 | 23.49% |
| CO Alarm Installations | 6 | 33 | 15 | 120.00% |

| CHEMICAL INVENTORY SURVEYS | JUNE 2021 | 2021 YTD | 2020 YTD | YTD CHANGE |
|----------------------------|-----------|----------|----------|------------|
| Surveys returned | 32 | 1202 | 1293 | -7.04% |

5 YR YTD TOTAL CONSTRUCTION PLAN REVIEWS



5 YR YTD TOTAL INSPECTIONS



PICTURE(S) OF THE MONTH

In June the City Commission approved the purchase of new extrication tools. They will be used in incidents such as this in the 3000 block of Breton on June 21st.

