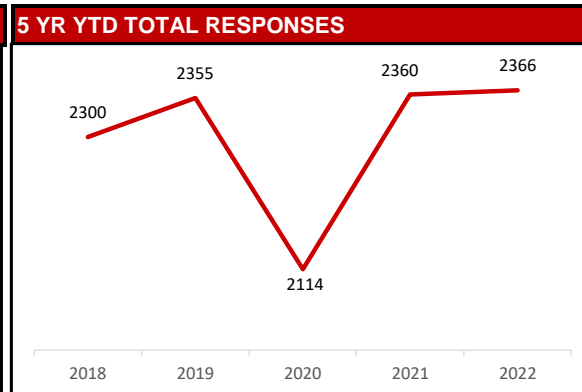
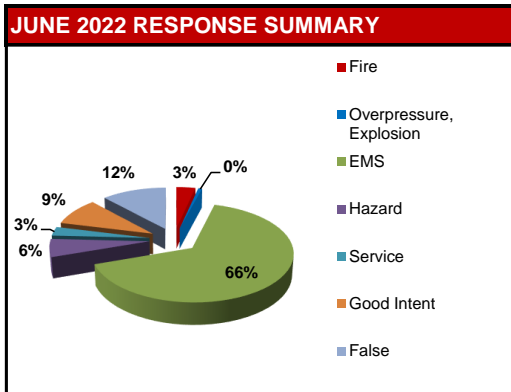
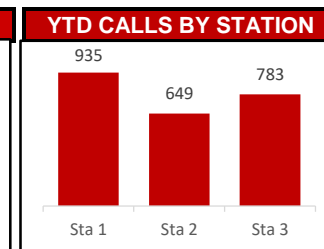
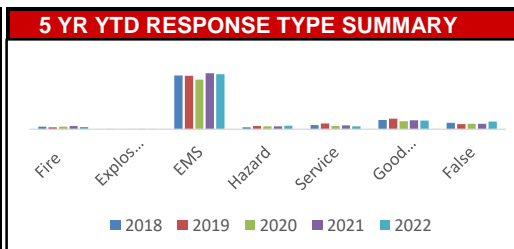


JUNE 2022 KENTWOOD FIRE DEPARTMENT REPORT

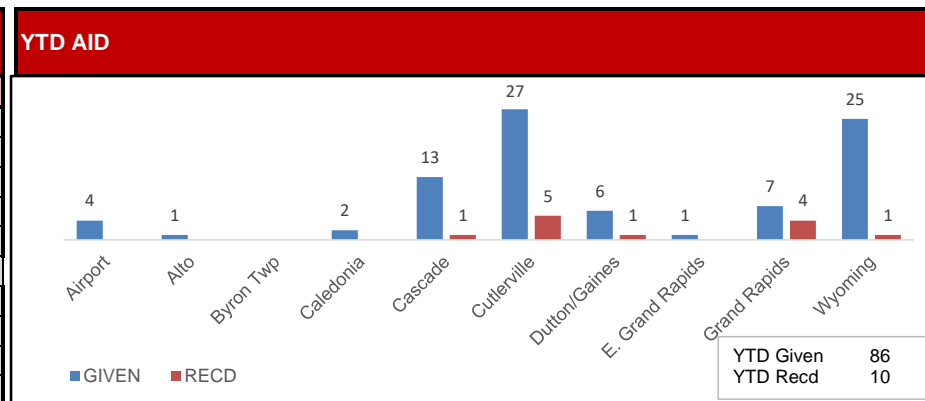
SUMMARY				
NFIRS INCIDENT TYPE SERIES	JUNE 2022	2022 YTD	2021 YTD	YTD CHANGE
Fire	15	65	89	-26.97%
Explosion, Excessive Heat	3	4	2	
EMS	282	1633	1665	-1.92%
Hazardous Condition, Standby	26	104	78	33.33%
Service	13	84	105	-20.00%
Good Intent	40	254	264	-3.79%
False	51	222	156	42.31%
Other	0	0	1	
TOTAL	430	2366	2360	0.25%



JUNE FIRES	
Building	Division, Buchanan, Sunbrook, Woodfield
Cooking	Woodfield
Vehicle	
Other	Apple Hill Ct.
Trash	Bowdoin, Division, Patterson (2), Kimball, 28th
Brush	Holly Park, Eldee, Kellogg Woods Park



JUNE AID BY DEPARTMENT (Multiple departments JUNE respond to single incident)				
DEPARTMENT	Given	Reason	Received	Reason
Airport	1	Cancelled		
E. Grand Rapids				
Caledonia				
Cascade	7	Struc, Med(3), MVA, Alm, Can		
Cutlerville	6	Building (2), cooking (2), Cancel (2)	3	Bldg, wiring, gas leak
Dutton				
Alto				
Grand Rapids			2	Trash, Medical
Wyoming	5	Medical		



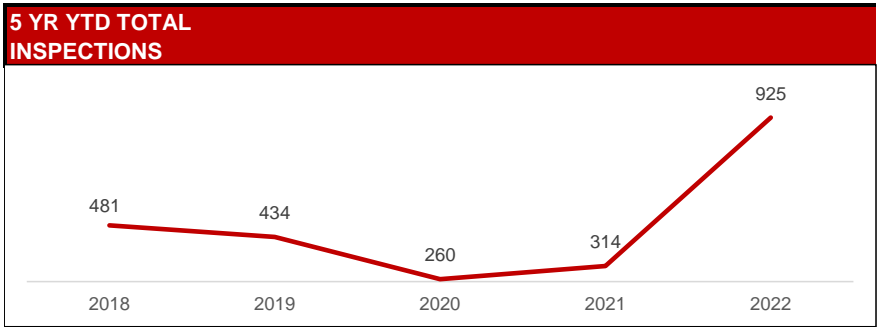
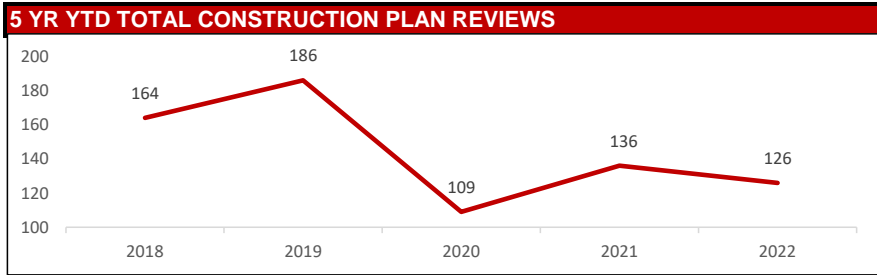
JUNE REASON FOR EMS CALL (excluding Unknown, NA)							
Abdominal Pain	4	Chest Pain	21	Headache		Psych Prob/Suicide Attempt	5
Allergies	2	Choking	1	Heart Problems	1	Sick	11
Animal Bite		CO/Hazmat		Heat/Cold Exposure	2	Stab/Gunshot	1
Assault	6	Seizures	11	Hemorrhage/Laceration	7	Stroke/CVA	3
Back Pain	3	Diabetic Problem	4	Industrial Accident		Traffic Accident	25
Breathing Problem	71	Drowning	1	Medical Alarm	2	Traumatic Injury	6
Burns		Eye Problem		Overdose/Ingestion	4	Unconscious/Fainting	21
Cardiac Arrest/Death	7	Falls	38	Pregnancy/Childbirth	5	Well Person Check	

NARCAN USE	JUNE 2022	2022 YTD	2021 YTD	YTD CHANGE
Times Administered	2	7	16	-56.25%

CASUALTIES	JUNE 2022	2022 YTD	2021 YTD
Fire Service Injuries	0	3	4
Civilian Injuries	0	2	5
Fire Service Deaths	0	0	0
Civilian Deaths	0	0	0

FIRE PREVENTION BUREAU				
ACTIVITIES	JUNE 2022	2022 YTD	2021 YTD	YTD CHANGE
Construction Plan Review	24	126	136	-7.35%
New Construction	2	9	12	
Remodel	9	57	47	
Sprinkler	4	20	27	
Site Plan	3	13	23	
Fire Alarm	5	24	21	
Demolition	1	3	1	
Addition	0	0	5	
Annual Business Inspections	159	838	231	
Annual Initial	100	485	161	
Reinspections	59	353	70	
Enforcement	0	0	0	
Self Inspections Returned	0	0	9	
Pre-Occupancy Inspections	0	0	4	
Certificate of Occupancy Insp.	7	20	24	
Not Ready	0	2	0	
Walk Through	0	2	10	
Tent Inspections	0	0	0	
Protection/Detection Systems	14	61	43	
Complaint Investigation	0	2	1	
Vacant/Closed Businesses	6	23	18	
Investigations	2	8	23	
Smoke Detector Installations	2	183	184	-0.54%
CO Alarm Installations	1	48	33	45.45%

CHEMICAL INVENTORY SURVEYS				
	JUNE 2022	2022 YTD	2021 YTD	YTD CHANGE
Surveys returned	0	1125	1202	-6.41%



PICTURE(S) OF THE MONTH

Hazardous Materials Incident
Patterson Ave., June 14, 2022



Chemicals reacted when left in a hot tub. Employee on forklift moved tub away from building and reaction was allowed to continue. KFD returned later when tub caught fire. Some PPE was destroyed during operations and business was billed for replacement in accordance with cost recovery ordinance.