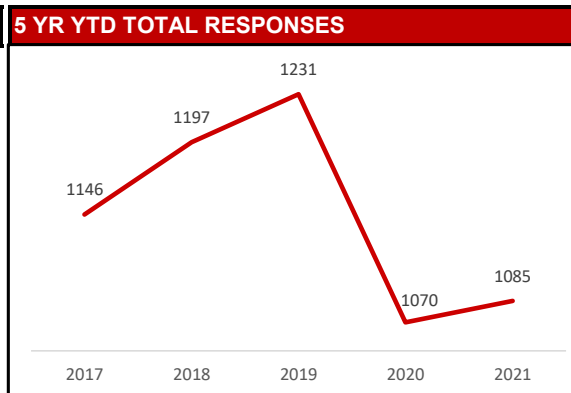
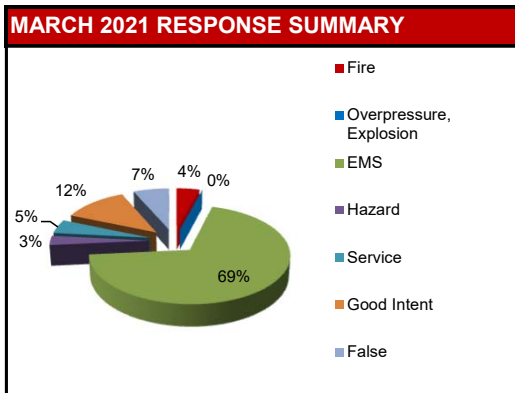
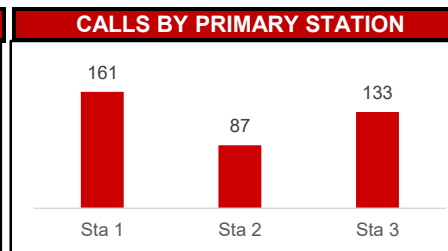
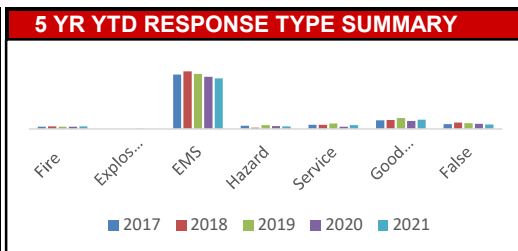


SUMMARY				
NFIRS INCIDENT TYPE SERIES	MAR 2021	2021 YTD	2020 YTD	YTD CHANGE
Fire	16	38	29	31.03%
Explosion, Excessive Heat	0	0	1	
EMS	264	755	777	-2.83%
Hazardous Condition, Standby	12	36	40	-10.00%
Service	18	53	33	60.61%
Good Intent	46	137	115	19.13%
False	25	66	75	-12.00%
Other	0	0	0	
<b>TOTAL</b>	<b>381</b>	<b>1085</b>	1070	1.40%



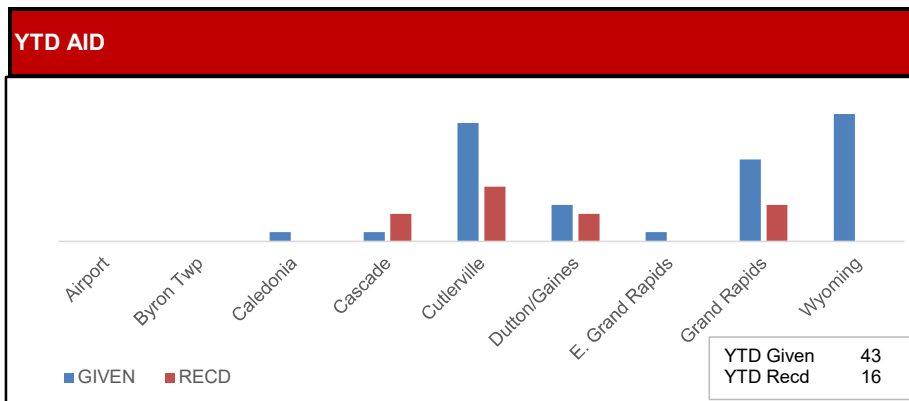
**MARCH FIRES**

Building	52nd, Glenbrook, 34th, Woodfield East, Ridgebrook, Kellogg Woods, Batt, Garland
Deck	East Paris
Cooking	Breton
Vehicle	Pfeiffer Woods
Rubbish, Trash, Grass	Andover, S. Creek, Torrington
Dumpster	Redwood, Pine Meadow



**MARCH AID BY DEPARTMENT (Multiple departments may respond to single incident)**

DEPARTMENT	Given	Reason	Received	Reason
Airport				
Byron Twp.				
Caledonia				
Cascade			3	Smoke,EMS-2
Cutlerville	4	Bldg,odor,EMS,cancel	4	Bldg-3,mob hm
Dutton/Gaines	1	EMS	1	Bldg
E. Grand Rapids				
Grand Rapids	5	EMS-2,cover,cancel,none	2	Cook, EMS
Wyoming	6	Bldg-2,EMS-2,assist,can		



**MARCH REASON FOR EMS CALL (excluding Unknown, NA)**

Abdominal Pain	8	Chest Pain	29	Headache	8	Psych Prob/Suicide Attempt	5
Allergies	4	Choking	1	Heart Problems	1	Sick	12
Animal Bite		CO/Hazmat		Heat/Cold Exposure		Stab/Gunshot	
Assault	3	Seizures	16	Hemorrhage/Laceration	3	Stroke/CVA	1
Back Pain		Diabetic Problem	6	Industrial Accident		Traffic Accident	15
Breathing Problem	63	Electrocution		Medical Alarm		Traumatic Injury	2
Burns		Eye Problem		Overdose/Ingestion	7	Unconscious/Fainting	17
Cardiac Arrest/Death	10	Falls	27	Pregnancy/Childbirth	3	Well Person Check	1

**NARCAN USE**

	MAR 2021	2021 YTD	2020 YTD	YTD CHANGE
Times Administered	2	4	6	-33.33%

**CASUALTIES**

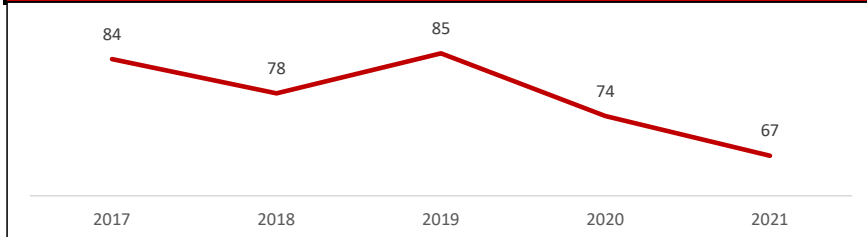
	MAR 2021	2021 YTD	2020 YTD
Fire Service Injuries	3	3	1
Civilian Injuries	1	5	2
Fire Service Deaths	0	0	0
Civilian Deaths	0	0	0

## FIRE PREVENTION BUREAU

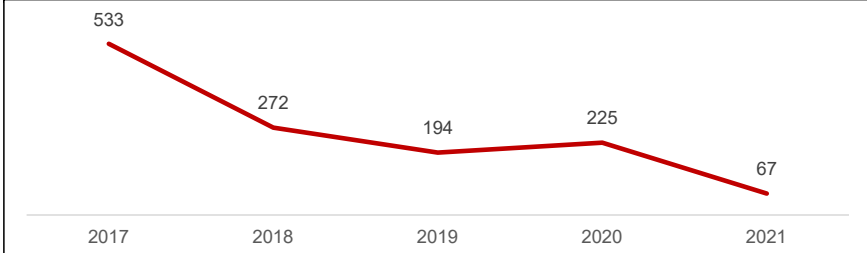
ACTIVITIES	MAR 2021	2021 YTD	2020 YTD	YTD CHANGE
Construction Plan Review	28	67	74	-9.46%
New Construction	3	9	2	
Remodel	7	21	20	
Sprinkler	7	14	18	
Site Plan	3	9	17	
Fire Alarm	6	11	14	
Demolition	0	0	1	
Addition	2	3	2	
Annual Business Inspections	32	33	157	-78.98%
Annual Initial	32	33	112	
Reinspections	0	0	45	
Enforcement	0	0	0	
Self Inspections Returned	0	5		
Pre-Occupancy Inspections	0	0	4	
Certificate of Occupancy Insp.	3	13	20	
Not Ready	0	0	0	
Walk Through	4	7	6	
Tent Inspections	0	0	0	
Protection/Detection Systems	7	13	37	
Complaint Investigation	0	0	1	
Vacant/Closed Businesses	0	0	13	
Investigations	5	14	5	180.00%
Smoke Detector Installations	46	111	147	-24.49%
CO Alarm Installations	10	21	15	40.00%

CHEMICAL INVENTORY SURVEYS	MAR 2021	2021 YTD	2020 YTD	YTD CHANGE
Surveys returned	140	808	1280	-36.88%

### 5 YR YTD TOTAL CONSTRUCTION PLAN REVIEWS



### 5 YR YTD TOTAL INSPECTIONS



## PICTURE(S) OF THE MONTH



2674 52nd  
3/4/2021



489 Garland  
3/8/2021



2553 Batt (Wyo)  
3/22/2021