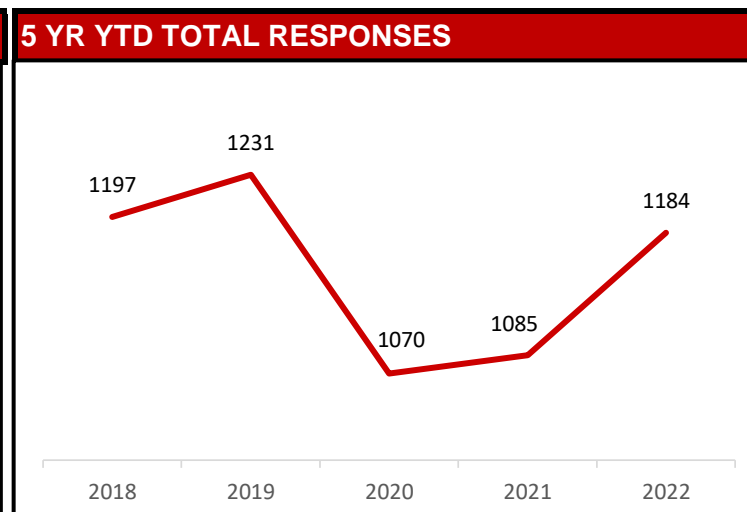
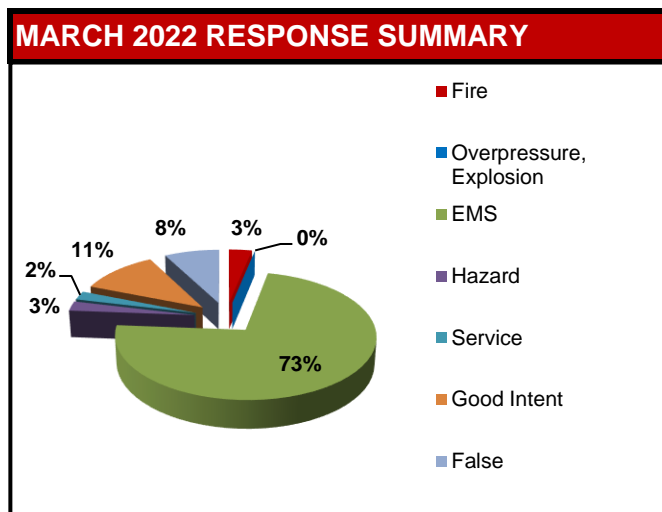
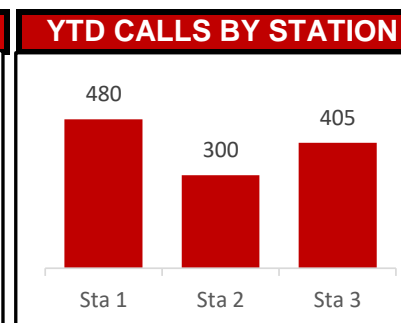
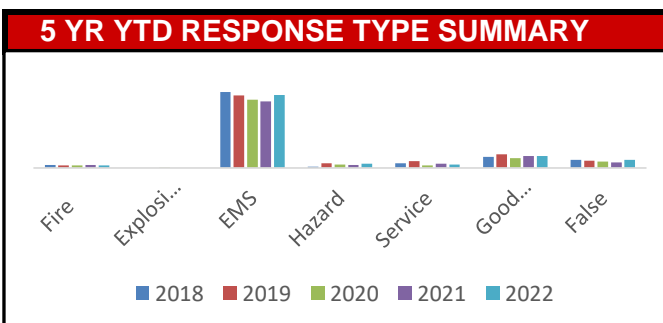


MARCH 2022 KENTWOOD FIRE DEPARTMENT REPORT

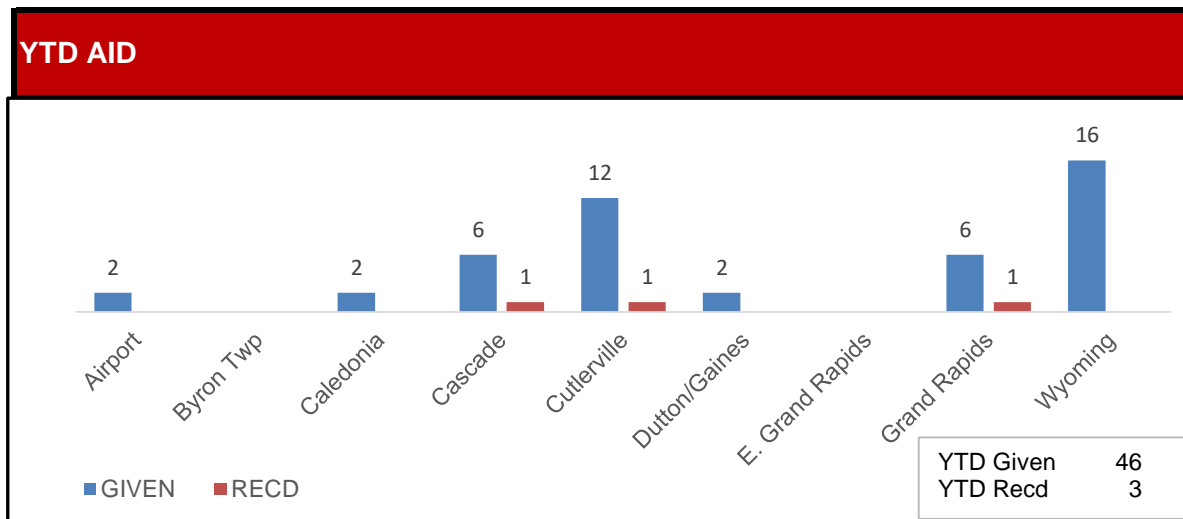
SUMMARY				
NFIRS INCIDENT TYPE SERIES	MAR 2022	2022 YTD	2021 YTD	YTD CHANGE
Fire	13	30	38	-21.05%
Explosion, Excessive Heat	0	0	0	
EMS	291	829	755	9.80%
Hazardous Condition, Standby	10	50	36	38.89%
Service	9	39	53	-26.42%
Good Intent	45	140	137	2.19%
False	31	96	66	45.45%
Other	0	0	0	
TOTAL	399	1184	1085	9.12%



MARCH FIRES	
Building	Lodgepole, Breton, Castle Bluff, Woodfield
Cooking	Breton, Heyboer, Woodfield Pl., Catamaran Way, Drummond, Christie
Other	Shaffer/Pfeiffer Woods (OSB at home under construction)
Chimney	Thornapple River
Vehicle	Brookmark/Kalamazoo



MARCH AID BY DEPARTMENT (Multiple departments may respond to single incident)				
DEPARTMENT	Given	Reason	Received	Reason
Airport				
E. Grand Rapids				
Caledonia	1	Chimney		
Cascade	1	EMS		
Cutlerville	5	Cooking, 2 bldg, EMS, elec	1	Cooking
Dutton				
GR Township				
Grand Rapids	2	EMS		
Wyoming				



MARCH REASON FOR EMS CALL (excluding Unknown, NA)							
Abdominal Pain	11	Chest Pain	32	Headache	4	Psych Prob/Suicide Attempt	10
Allergies	3	Choking	2	Heart Problems	2	Sick	15
Animal Bite		CO/Hazmat	1	Heat/Cold Exposure	1	Stab/Gunshot	
Assault	4	Seizures	11	Hemorrhage/Laceration	2	Stroke/CVA	4
Back Pain	1	Diabetic Problem	1	Industrial Accident		Traffic Accident	20
Breathing Problem	52	Electrocution		Medical Alarm	1	Traumatic Injury	5
Burns	2	Eye Problem	1	Overdose/Ingestion	6	Unconscious/Fainting	23
Cardiac Arrest/Death	12	Falls	36	Pregnancy/Childbirth	1	Well Person Check	

NARCAN USE		MAR 2022	2022 YTD	2021 YTD	YTD CHANGE
Times Administered		0	3	4	-25.00%

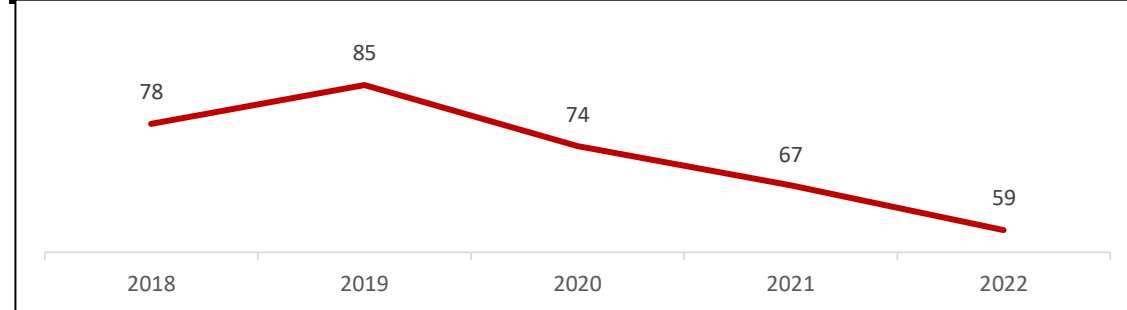
CASUALTIES			
	MAR 2022	2022 YTD	2021 YTD
Fire Service Injuries	0	0	3
Civilian Injuries	1	2	5
Fire Service Deaths	0	0	0
Civilian Deaths	0	0	0

FIRE PREVENTION BUREAU

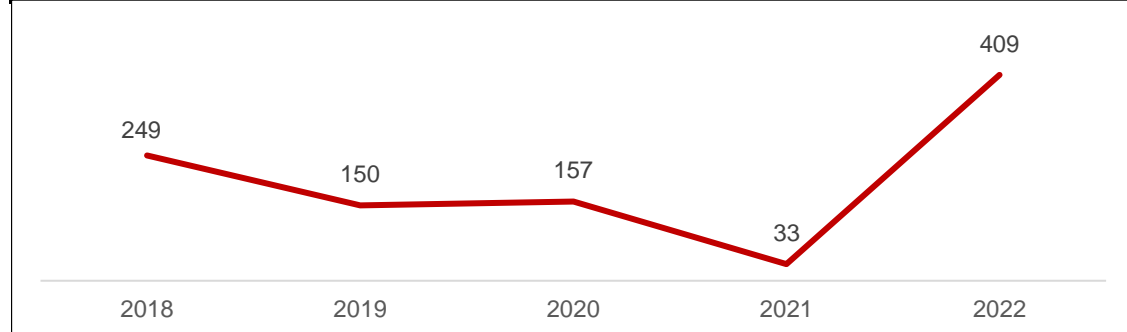
ACTIVITIES	MAR 2022	2022 YTD	2021 YTD	YTD CHANGE
Construction Plan Review	21	59	67	-11.94%
New Construction	3	4	9	
Remodel	6	27	21	
Sprinkler	4	8	14	
Site Plan	3	7	9	
Fire Alarm	5	12	11	
Demolition	0	1	0	
Addition	0	0	3	
Annual Business Inspections	134	409	33	
Annual Initial	80	227	33	
Reinspections	73	182	0	
Enforcement	0	0	0	
Self Inspections Returned	0	0	5	
Pre-Occupancy Inspections	0	0	0	
Certificate of Occupancy Insp.	4	5	13	
Not Ready	1	1	0	
Walk Through	0	1	7	
Tent Inspections	0	0	0	
Protection/Detection Systems	12	25	13	
Complaint Investigation	0	0	0	
Vacant/Closed Businesses	1	5	0	
Investigations	0	1	14	
Smoke Detector Installations	61	148	111	33.33%
CO Alarm Installations	12	33	21	57.14%

CHEMICAL INVENTORY SURVEYS	MAR 2022	2022 YTD	2021 YTD	YTD CHANGE
Surveys returned	58	1110	808	37.38%

5 YR YTD TOTAL CONSTRUCTION PLAN REVIEWS



5 YR YTD TOTAL INSPECTIONS



PICTURE(S) OF THE MONTH


Variety of cooking fires



Commercial Stove, Breton



Commercial oven, Breton



Residential air fryer, Catamaran Way



Residential ovens

Heyboer
Christie