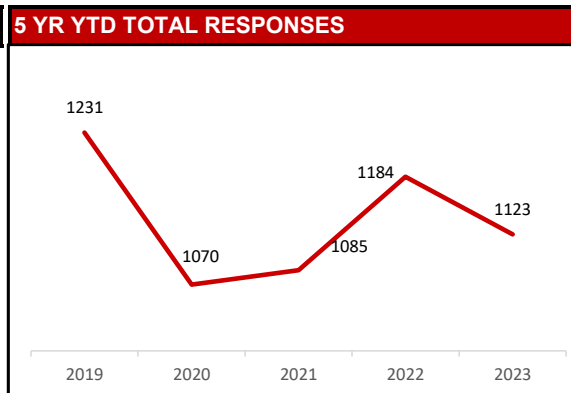
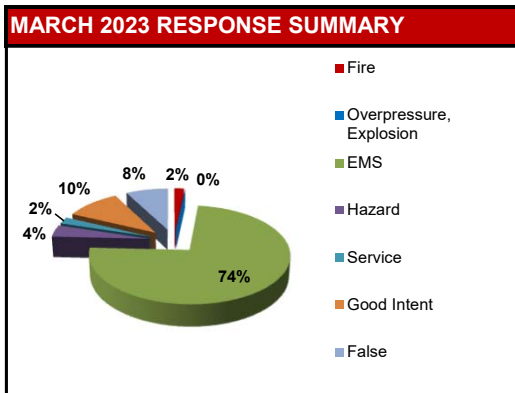
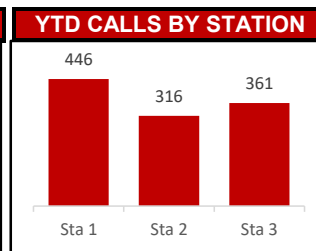
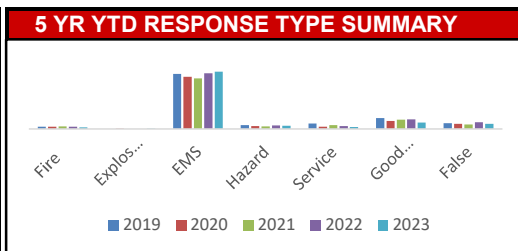


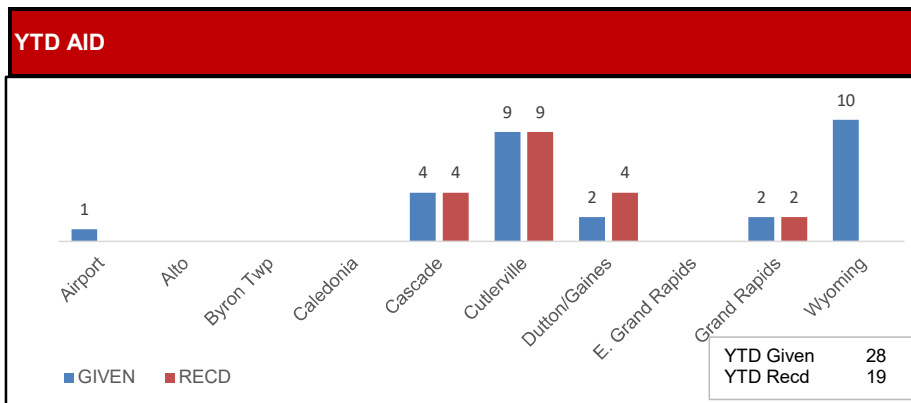
SUMMARY				
NFIRS INCIDENT TYPE SERIES	MAR 2023	2023 YTD	2022 YTD	YTD CHANGE
Fire	7	23	30	-23.33%
Explosion, Excessive Heat	0	2	0	
EMS	296	854	829	3.02%
Hazardous Condition, Standby	16	45	50	-10.00%
Service	9	28	39	-28.21%
Good Intent	41	95	140	-32.14%
False	31	76	96	-20.83%
Other	0	0	0	
TOTAL	400	1123	1184	-5.15%



MARCH FIRES	
Building	32nd, Wallasey, S. Kenbrook
Cooking	Burton
Vehicle	Fescue, Division, 28th



MARCH AID BY DEPARTMENT (Multiple departments may respond to single incident)				
DEPARTMENT	Given	Reason	Received	Reason
Airport	1	Aircraft standby		
E. Grand Rapids				
Caledonia				
Cascade	3	2 cancelled (bldg, MVA); Not found (MVA)	1	EMS
Cutlerville	4	2 bldg; 2 cancelled (EMS)	3	Elec, not found, good intent (disp as bldgs)
Dutton				
Grand Rapids	1	Cancelled (building)		
Wyoming	2	2 cancelled (EMS)		



MARCH REASON FOR EMS CALL (excluding Unknown, NA)							
Abdominal Pain	10	Chest Pain	34	Headache	2	Psych Prob/Suicide Attempt	11
Allergies	5	Choking		Heart Problems	6	Sick	8
Animal Bite	1	CO/Hazmat		Heat/Cold Exposure	3	Stab/Gunshot	1
Assault	2	Seizures	13	Hemorrhage/Laceration	9	Stroke/CVA	5
Back Pain	2	Diabetic Problem	4	Industrial Accident		Traffic Accident	21
Breathing Problem	54	Drowning		Medical Alarm	2	Traumatic Injury	3
Burns	1	Eye Problem		Overdose/Ingestion	5	Unconscious/Fainting	27
Cardiac Arrest/Death	8	Falls	44	Pregnancy/Childbirth		Well Person Check	2

NARCAN USE		MAR 2023	2023 YTD	2022 YTD	YTD CHANGE
Times Administered		3	7	3	133.33%

CASUALTIES		MAR 2023	2023 YTD	2022 YTD
Fire Service Injuries		0	0	0
Civilian Injuries		0	0	1
Fire Service Deaths		0	0	0
Civilian Deaths		0	0	0

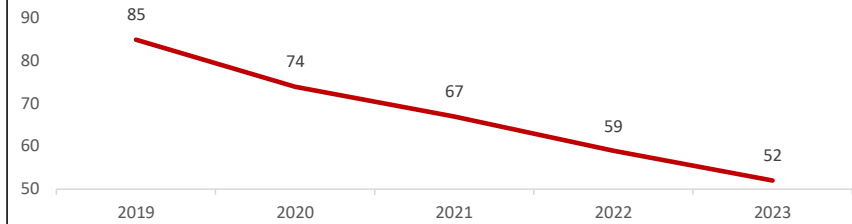
FIRE PREVENTION BUREAU

ACTIVITIES	MAR 2023	2023 YTD	2022 YTD	YTD CHANGE
Construction Plan Review	25	52	59	-11.86%
New Construction	3	3	4	
Remodel	7	17	27	
Sprinkler	4	12	8	
Site Plan	2	6	7	
Fire Alarm	8	13	12	
Demolition	1	1	1	
Addition	0	0	0	
Annual Business Inspections	243	304	256	18.75%
Annual Initial	116	140	147	
Reinspections	107	164	109	
Enforcement	0	0	0	
Self Inspections Returned	0	0	0	
Pre-Occupancy Inspections	1	1	0	
Certificate of Occupancy Insp.	8	19	5	
Not Ready	0	0	1	
Walk Through	0	2	1	
Tent Inspections	0	0	0	
Protection/Detection Systems	11	40	25	
Complaint Investigation	0	0	0	
Vacant/Closed Businesses	10	16	10	
Investigations	1	3	1	
Smoke Detector Installations	178	269	148	81.76%
CO Alarm Installations	32	53	33	60.61%

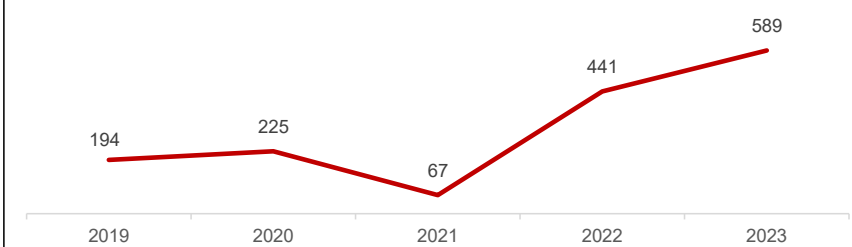
CHEMICAL INVENTORY SURVEYS

	MAR 2023	2023 YTD	2022 YTD	YTD CHANGE
Surveys returned	37	932	1110	-16.04%

5 YR YTD TOTAL CONSTRUCTION PLAN REVIEWS



5 YR YTD TOTAL INSPECTIONS



PICTURE(S) OF THE MONTH



Fire in (granola) oven line at 3225 32nd St. on March 2, 2023.