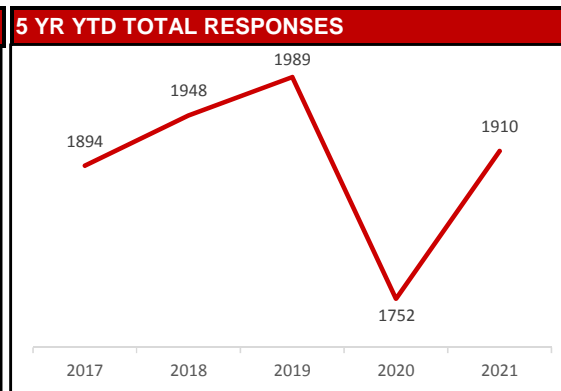
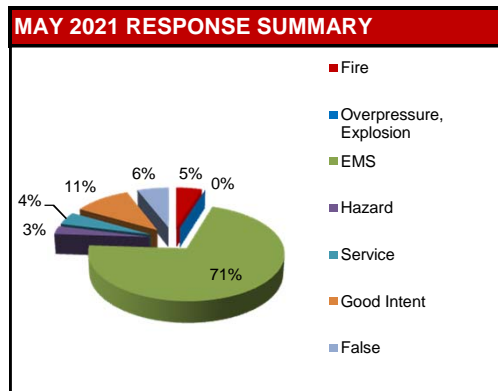
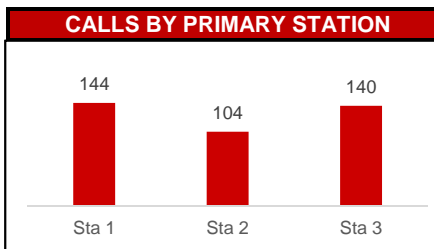
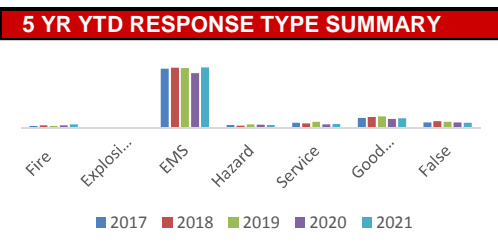


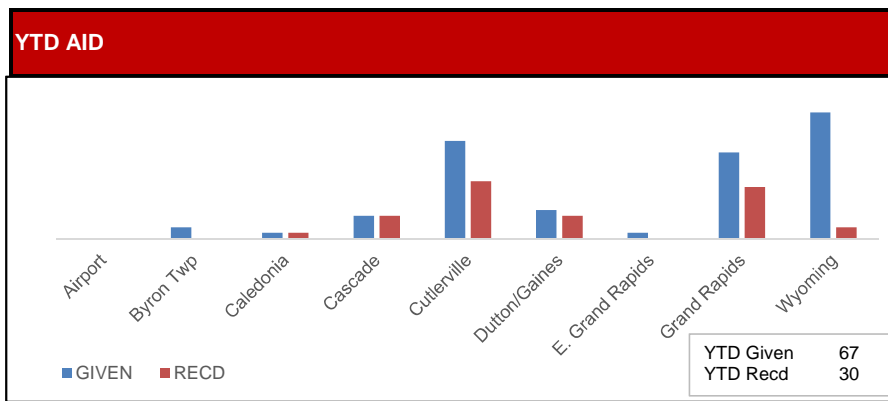
SUMMARY				
NFIRS INCIDENT TYPE SERIES	MAY 2021	2021 YTD	2020 YTD	YTD CHANGE
Fire	19	74	54	37.04%
Explosion, Excessive Heat	0	0	2	
EMS	276	1361	1231	10.56%
Hazardous Condition, Standby	11	59	71	-16.90%
Service	17	83	74	12.16%
Good Intent	42	216	200	8.00%
False	23	116	120	-3.33%
Other	0	1	0	
TOTAL	388	1910	1752	9.02%



MAY FIRES	
Building	S. Breton Ct., Drummond, 32nd SE, Pineknoll, 32nd SW, Stauffer
Cooking	Camelot, Kalamazoo, Waterbury, Wingate
Vehicle	Creekview, M-6
Rubbish, Trash, Grass	44th, Bowen, 28th
Dump./Trash Recept.	Wolfboro, Broadmoor, Kele kent
Furnace	Andover



MAY AID BY DEPARTMENT (Multiple departments may respond to single incident)				
DEPARTMENT	Given	Reason	Received	Reason
Airport				
Byron Twp.	1	Cancelled		
Caledonia			1	Medical
Cascade	1	Vehicle accident		
Cutlerville	2	Vehicle accident, med	2	Furnace, steam
Dutton/Gaines			1	Building
E. Grand Rapids				
Grand Rapids	3	Sm scare, veh acc, cook	5	Bldg, smoke rem, med smoke scare, alarm
Wyoming	5	Bldg, veh acc, 2 med, can	2	Medicals



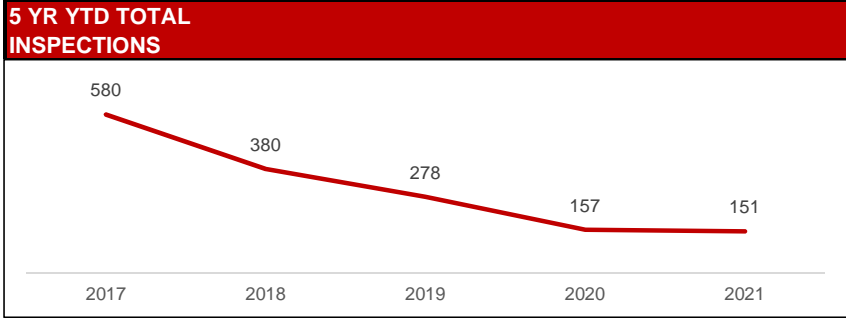
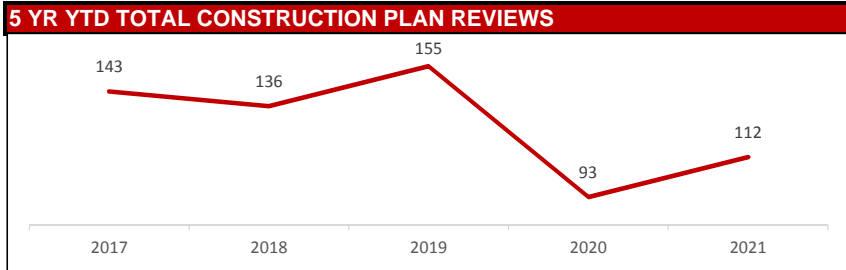
MAY REASON FOR EMS CALL (excluding Unknown, NA)							
Abdominal Pain	2	Chest Pain	19	Headache		Psych Prob/Suicide Attempt	7
Allergies	5	Choking	1	Heart Problems	2	Sick	17
Animal Bite		CO/Hazmat		Heat/Cold Exposure	1	Stab/Gunshot	
Assault	7	Seizures	10	Hemorrhage/Laceration	6	Stroke/CVA	7
Back Pain	2	Diabetic Problem	7	Industrial Accident		Traffic Accident	24
Breathing Problem	66	Electrocution		Medical Alarm		Traumatic Injury	10
Burns		Eye Problem	1	Overdose/Ingestion	19	Unconscious/Fainting	13
Cardiac Arrest/Death	2	Falls	25	Pregnancy/Childbirth	1	Well Person Check	1

NARCAN USE		MAY 2021	2021 YTD	2020 YTD	YTD CHANGE
Times Administered		5	13	8	62.50%

CASUALTIES		MAY 2021	2021 YTD	2020 YTD
Fire Service Injuries		0	3	1
Civilian Injuries		0	5	2
Fire Service Deaths		0	0	0
Civilian Deaths		0	0	1

FIRE PREVENTION BUREAU				
ACTIVITIES	MAY 2021	2021 YTD	2020 YTD	YTD CHANGE
Construction Plan Review	26	112	93	20.43%
New Construction	1	12	4	
Remodel	14	42	26	
Sprinkler	3	21	22	
Site Plan	2	15	20	
Fire Alarm	6	19	18	
Demolition	0	0	1	
Addition	0	3	2	
Annual Business Inspections	54	160	166	-3.61%
Annual Initial	45	116	112	
Reinspections	9	35	45	
Enforcement	0	0	0	
Self Inspections Returned	0	9	9	
Pre-Occupancy Inspections	3	3	4	
Certificate of Occupancy Insp.	2	17	21	
Not Ready	0	0	0	
Walk Through	2	9	7	
Tent Inspections	0	0	0	
Protection/Detection Systems	6	29	45	
Complaint Investigation	1	1	4	
Vacant/Closed Businesses	7	11	13	
Investigations	4	21	13	61.54%
Smoke Detector Installations	37	148	147	0.68%
CO Alarm Installations	6	27	15	80.00%

CHEMICAL INVENTORY SURVEYS				
	MAY 2021	2021 YTD	2020 YTD	YTD CHANGE
Surveys returned	184	1170	1291	-9.37%



PICTURE(S) OF THE MONTH



Smoke was visible en route to fire.



It is estimated that 500,000 gallons of water was used by Kentwood and Grand Rapids fire apparatus.



3224 32nd St.
May 26, 2021



Ultimately DPW brought down the building so hot spots could be extinguished.