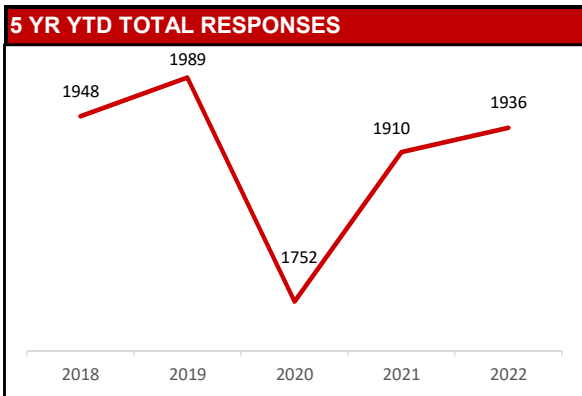
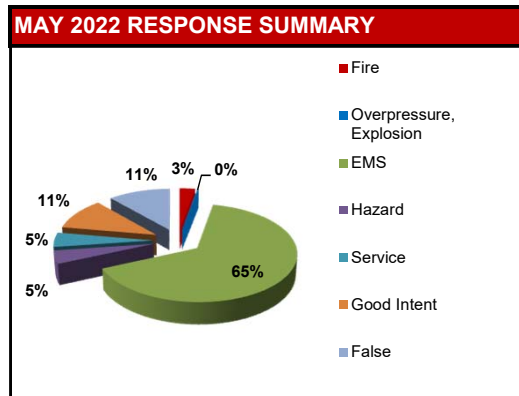
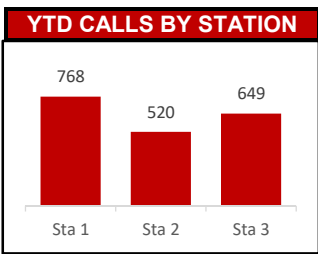
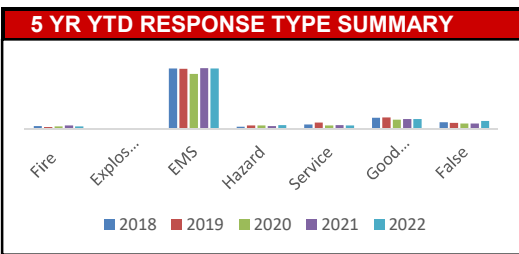


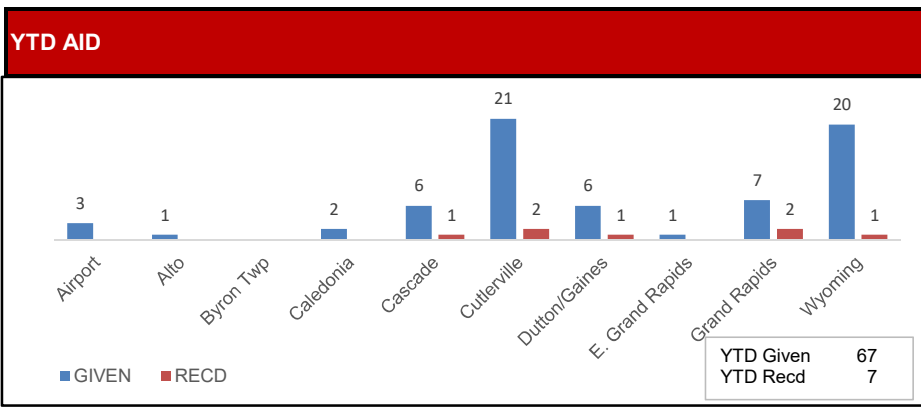
SUMMARY				
NFIRS INCIDENT TYPE SERIES	MAY 2022	2022 YTD	2021 YTD	YTD CHANGE
Fire	11	50	74	-32.43%
Explosion, Excessive Heat	1	1	0	
EMS	252	1351	1361	-0.73%
Hazardous Condition, Standby	17	78	59	32.20%
Service	19	71	83	-14.46%
Good Intent	42	214	216	-0.93%
False	44	171	116	47.41%
Other	0	0	1	
<b>TOTAL</b>	<b>386</b>	<b>1936</b>	1910	1.36%



MAY FIRES	
Building	Ridgebrook, Kalamazoo
Cooking	Breton, Woodfield
Vehicle	44th, 54th/Madison
Other	Brownell (dumpster), Curwood (dryer)
Trash	32nd
Brush	Broadmoor, East DeBlaay Ct.



MAY AID BY DEPARTMENT (Multiple departments may respond to single incident)				
DEPARTMENT	Given	Reason	Received	Reason
Airport	1	Cancel		
E. Grand Rapids				
Caledonia				
Cascade				
Cutlerville	7	Search, dumpster, 2 EMS, MVA, 2 Cancel	1	Building
Dutton	3	Smoke, Cooking, Cancel		
Alto				
Grand Rapids	1	Alarm		
Wyoming	2	MVA, Cancel	1	Investigation



MAY REASON FOR EMS CALL (excluding Unknown, NA)							
Abdominal Pain	4	Chest Pain	21	Headache	2	Psych Prob/Suicide Attempt	5
Allergies	2	Choking	4	Heart Problems	1	Sick	7
Animal Bite		CO/Hazmat		Heat/Cold Exposure		Stab/Gunshot	1
Assault	3	Seizures	12	Hemorrhage/Laceration	5	Stroke/CVA	4
Back Pain	1	Diabetic Problem	7	Industrial Accident		Traffic Accident	30
Breathing Problem	49	Drowning		Medical Alarm		Traumatic Injury	5
Burns		Eye Problem		Overdose/Ingestion	4	Unconscious/Fainting	20
Cardiac Arrest/Death	3	Falls	42	Pregnancy/Childbirth	2	Well Person Check	1

NARCAN USE		MAY 2022	2022 YTD	2021 YTD	YTD CHANGE
Times Administered		1	5	13	-61.54%

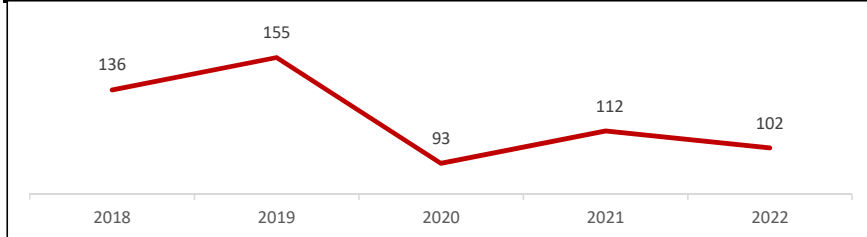
CASUALTIES			
	MAY 2022	2022 YTD	2021 YTD
Fire Service Injuries	3	3	3
Civilian Injuries	0	2	5
Fire Service Deaths	0	0	0
Civilian Deaths	0	0	0

**FIRE PREVENTION BUREAU**

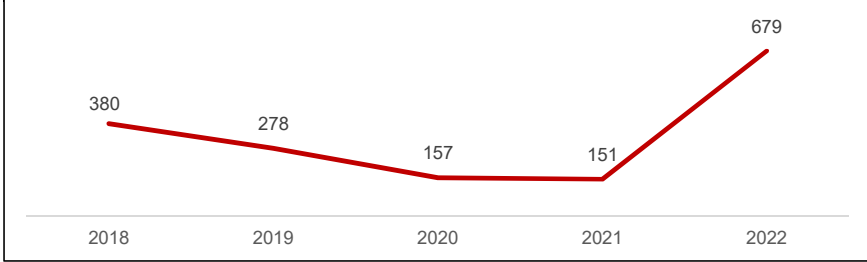
ACTIVITIES	MAY 2022	2022 YTD	2021 YTD	YTD CHANGE
Construction Plan Review	25	102	112	-8.93%
New Construction	1	7	12	
Remodel	12	48	42	
Sprinkler	4	16	21	
Site Plan	2	10	15	
Fire Alarm	5	19	19	
Demolition	1	2	0	
Addition	0	0	3	
Annual Business Inspections	103	679	151	
Annual Initial	53	332	78	
Reinspections	50	385	116	
Enforcement	0	294	35	
Self Inspections Returned	0	0	0	
Pre-Occupancy Inspections	0	0	3	
Certificate of Occupancy Insp.	4	13	17	
Not Ready	0	2	0	
Walk Through	1	2	9	
Tent Inspections	0	0	0	
Protection/Detection Systems	12	47	29	
Complaint Investigation	1	2	1	
Vacant/Closed Businesses	7	17	11	
Investigations	2	6	21	
Smoke Detector Installations	18	181	148	22.30%
CO Alarm Installations	8	47	27	74.07%

CHEMICAL INVENTORY SURVEYS	MAY 2022	2022 YTD	2021 YTD	YTD CHANGE
Surveys returned	0	1170	1291	-9.37%

**5 YR YTD TOTAL CONSTRUCTION PLAN REVIEWS**




**5 YR YTD TOTAL INSPECTIONS**



**PICTURE(S) OF THE MONTH**

A May 28 fire on Kalamazoo Ave. started on the back porch and did over \$300,000 in damage. The cause is still under investigation.



There were three minor injuries to fire fighters during suppression activities.