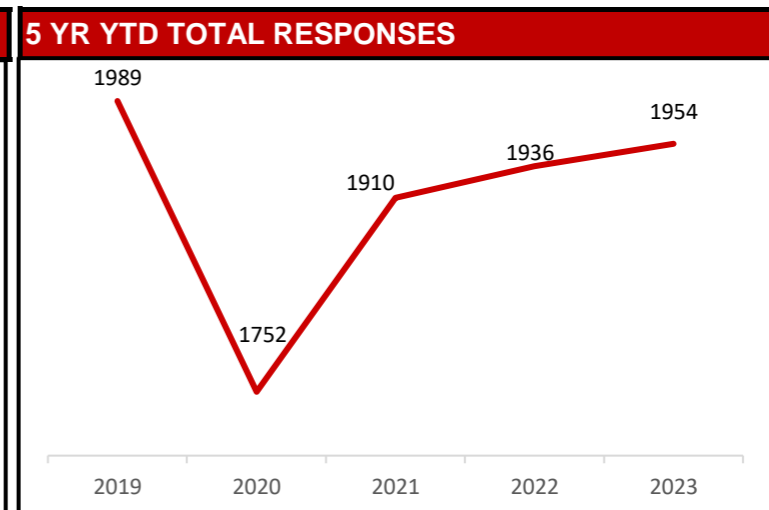
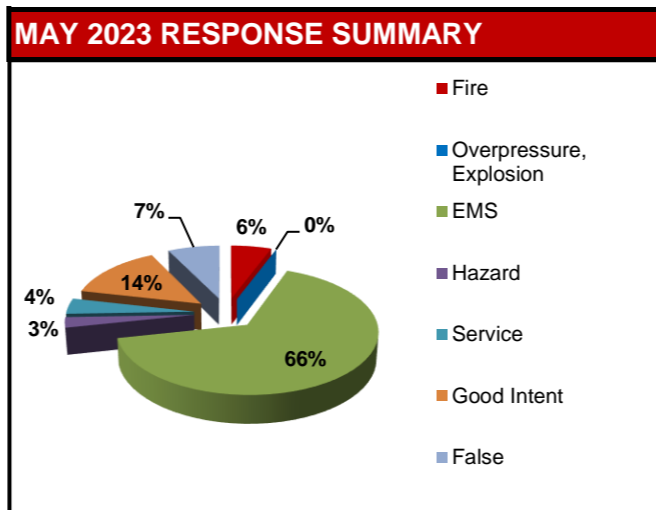
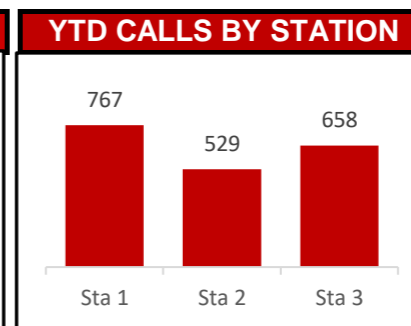
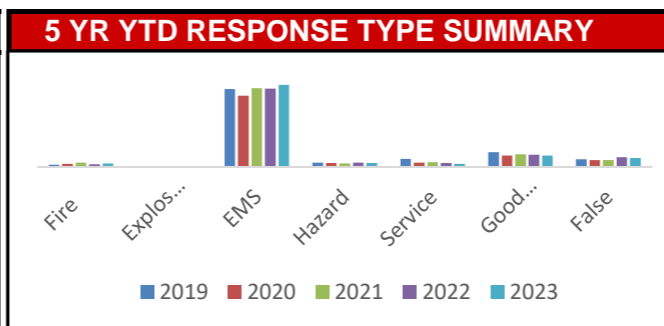


MAY 2023 KENTWOOD FIRE DEPARTMENT REPORT

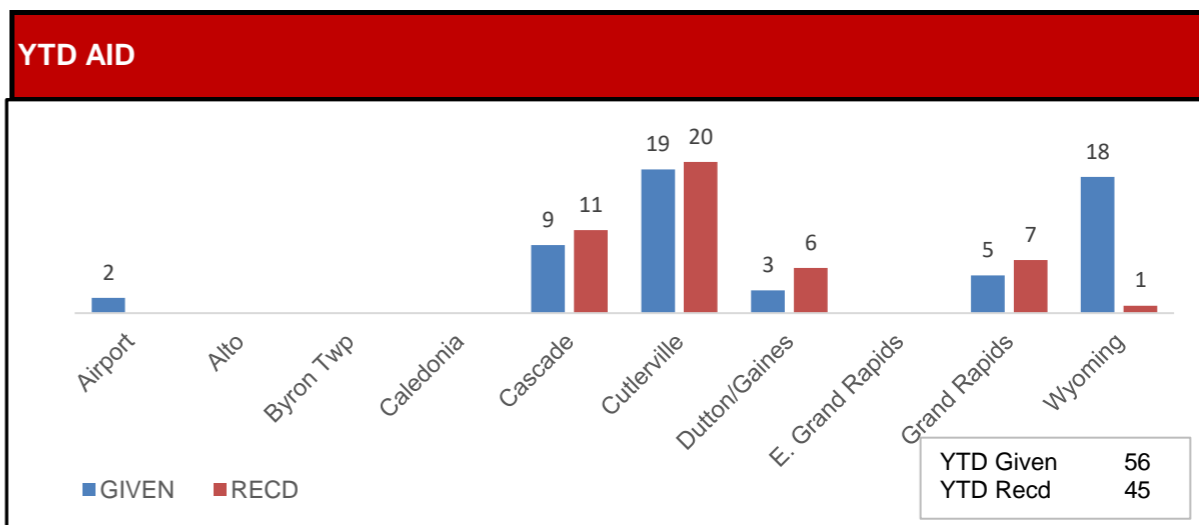
SUMMARY				
NFIRS INCIDENT TYPE SERIES	MAY 2023	2023 YTD	2022 YTD	YTD CHANGE
Fire	25	62	50	24.00%
Explosion, Excessive Heat	0	3	1	
EMS	289	1418	1351	4.96%
Hazardous Condition, Standby	12	65	78	-16.67%
Service	18	57	71	-19.72%
Good Intent	62	195	214	-8.88%
False	32	153	171	-10.53%
Other	0	1	0	
TOTAL	438	1954	1936	0.93%



MAY FIRES	
Building	Centerbrook, Marwood, Gentian , Woodcliff, Villa Ridge, Pine Meadow (2), Bowen, Queensbury, Kalamazoo (2), Kentfield
Cooking	Woodfield
Vehicle	Creek (2), Woodland, East Paris/Burton, Park East Ct.
Dumpster	44th
Rubbish,Brush	Pinebrook, Paddington, N. Meadowgrove Ct., Bowen, Woodland
Illegal Burn	Kellogg Woods Park Dr.



MAY AID BY DEPARTMENT (Multiple departments may respond to single incident)				
DEPARTMENT	Given	Reason	Received	Reason
Airport	1	Cancelled		
E. Grand Rapids				
Caledonia				
Cascade	1	Cancelled	2	Building, Smoke
Cutlerville	5	Bldg,cooking, 3 cancel	7	3 Bldg,smoke,over-heat,MVA,good int.
Dutton	1	Building	2	Building, smoke
Grand Rapids	1	Building	3	2 smoke,good intent
Wyoming	4	Bldg, EMS, 2 cancelled	1	Illegal burn



MAY REASON FOR EMS CALL (excluding Unknown, NA)							
Abdominal Pain	10	Chest Pain	28	Headache	1	Psych Prob/Suicide Attempt	8
Allergies	2	Choking	2	Heart Problems	3	Sick	18
Animal Bite	1	CO/Hazmat	1	Heat/Cold Exposure	1	Stab/Gunshot	2
Assault	5	Seizures	9	Hemorrhage/Laceration	2	Stroke/CVA	5
Back Pain	1	Diabetic Problem	7	Industrial Accident		Traffic Accident	36
Breathing Problem	63	Drowning		Medical Alarm	5	Traumatic Injury	5
Burns		Eye Problem		Overdose/Ingestion	5	Unconscious/Fainting	17
Cardiac Arrest/Death	6	Falls	44	Pregnancy/Childbirth	6	Well Person Check	

NARCAN USE	MAY 2023	2023 YTD	2022 YTD	YTD CHANGE
Times Administered	1	12	5	140.00%

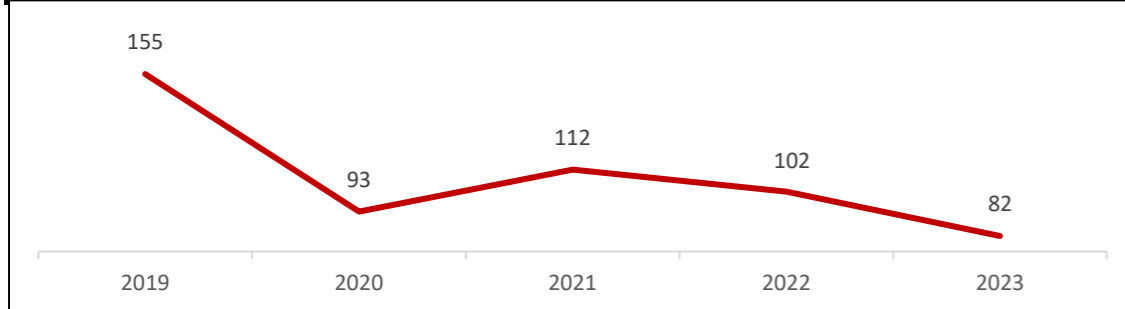
CASUALTIES	MAY 2023	2023 YTD	2022 YTD
Fire Service Injuries	2	2	3
Civilian Injuries	0	2	2
Fire Service Deaths	0	0	0
Civilian Deaths	0	0	0

FIRE PREVENTION BUREAU

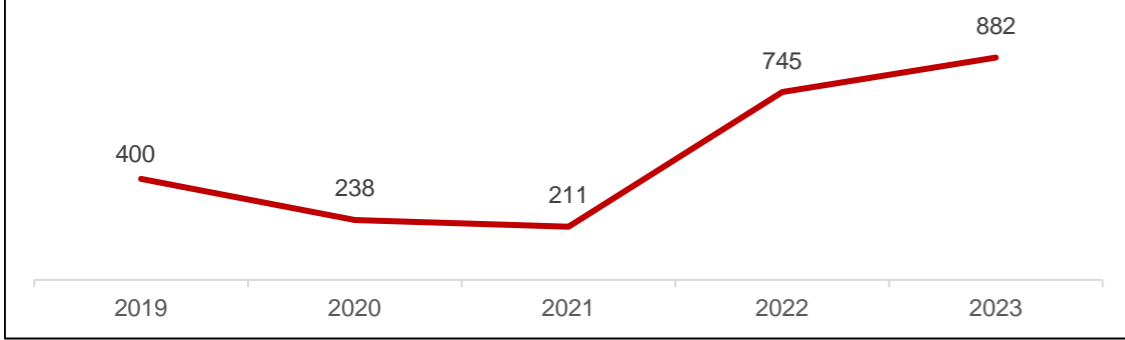
ACTIVITIES	MAY 2023	2023 YTD	2022 YTD	YTD CHANGE
Construction Plan Review	12	70	77	-9.09%
New Construction	0	4	6	
Remodel	6	22	36	
Sprinkler	1	16	12	
Site Plan	0	8	8	
Fire Alarm	5	16	14	
Demolition	0	4	1	
Addition	0	0	0	
Annual Business Inspections	149	637	576	10.59%
Annual Initial	73	311	332	
Reinspections	76	326	244	
Enforcement	0	0	0	
Self Inspections Returned	0	0	0	
Pre-Occupancy Inspections	0	2	0	
Certificate of Occupancy Insp.	4	20	9	
Not Ready	0	0	2	
Walk Through	2	2	1	
Tent Inspections	0	0	0	
Protection/Detection Systems	14	52	35	
Complaint Investigation	0	0	1	
Vacant/Closed Businesses	1	17	10	
Investigations	3	5	4	
Smoke Detector Installations	41	316	163	93.87%
CO Alarm Installations	10	63	39	61.54%

CHEMICAL INVENTORY SURVEYS	MAY 2023	2023 YTD	2022 YTD	YTD CHANGE
Surveys returned	9	958	1124	-14.77%

5 YR YTD TOTAL CONSTRUCTION PLAN REVIEWS



5 YR YTD TOTAL INSPECTIONS



PICTURE(S) OF THE MONTH

Kalamazoo Ave., May 12, 2023 - vent fan above ceiling

