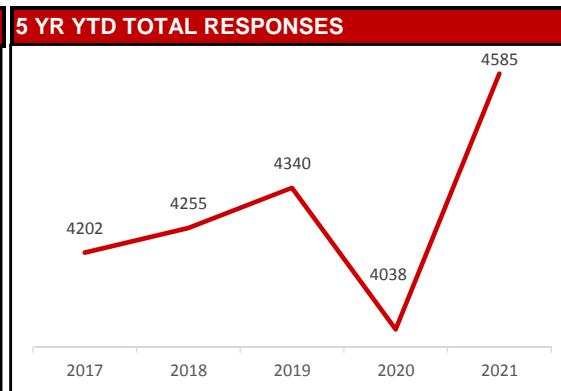
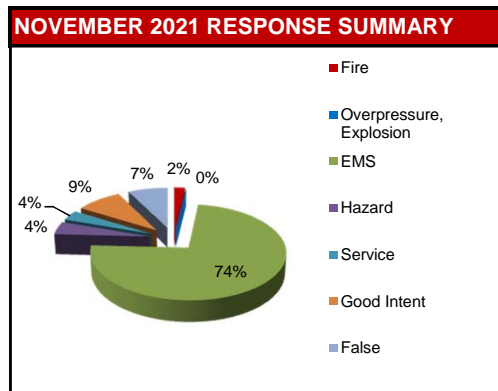
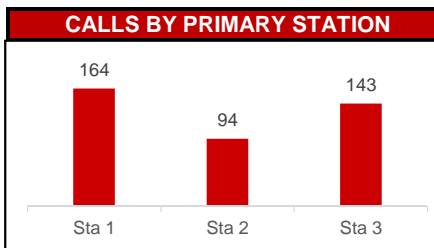
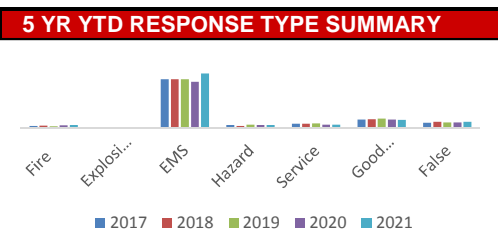


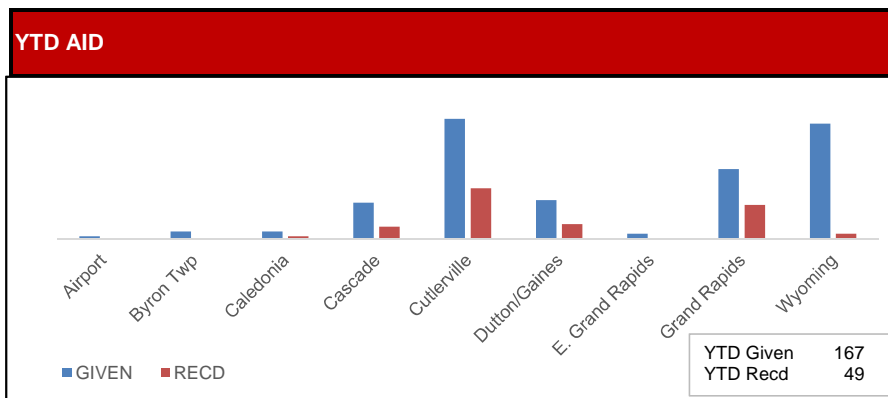
SUMMARY				
NFIRS INCIDENT TYPE SERIES	NOV 2021	2021 YTD	2020 YTD	YTD CHANGE
Fire	8	152	133	14.29%
Explosion, Excessive Heat	0	3	2	
EMS	296	3257	2765	17.79%
Hazardous Condition, Standby	18	169	159	6.29%
Service	14	182	179	1.68%
Good Intent	35	472	487	-3.08%
False	30	347	311	11.58%
Other	0	3	2	
TOTAL	404	4585	4038	13.55%



NOVEMBER FIRES	
Building	Division (2), Independence, Bransford, 41st
Cooking	
Vehicle	Broadmoor, 68th
Rubbish, Trash, Grass	
Dumpster	54th



NOVEMBER AID BY DEPARTMENT (Multiple departments may respond to single incident)				
DEPARTMENT	Given	Reason	Received	Reason
Airport				
E. Grand Rapids	1	Assist (fill air bottles)		
Caledonia	1	Vehicle fire		
Cascade	2	Smoke, MVA		
Cutlerville	5	2 Bldg fires, 2 EMS, Cancelled		
Dutton/Gaines	1	Chemical spill		
Grand Rapids	2	2 MVA		
Wyoming	4	2 Bldg fires, dumpster, gas leak		



NOVEMBER REASON FOR EMS CALL (excluding Unknown, NA)							
Abdominal Pain	7	Chest Pain	19	Headache	2	Psych Prob/Suicide Attempt	13
Allergies	3	Choking	1	Heart Problems	2	Sick	9
Animal Bite		CO/Hazmat		Heat/Cold Exposure		Stab/Gunshot	
Assault	4	Seizures	15	Hemorrhage/Laceration	4	Stroke/CVA	5
Back Pain	5	Diabetic Problem	5	Industrial Accident	1	Traffic Accident	29
Breathing Problem	70	Electrocution		Medical Alarm	3	Traumatic Injury	2
Burns		Eye Problem		Overdose/Ingestion	6	Unconscious/Fainting	18
Cardiac Arrest/Death	5	Falls	36	Pregnancy/Childbirth	6	Well Person Check	1

NARCAN USE		NOV 2021	2021 YTD	2020 YTD	YTD CHANGE
Times Administered		4	31	17	82.35%

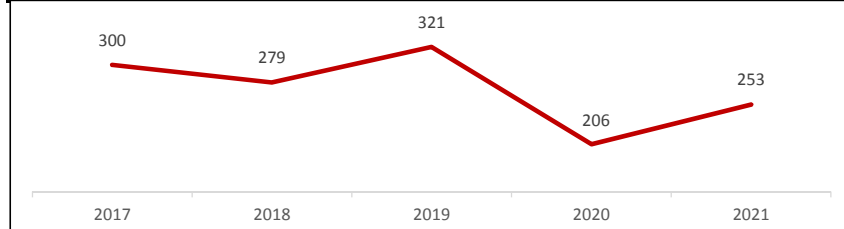
CASUALTIES		NOV 2021	2021 YTD	2020 YTD
Fire Service Injuries		0	4	1
Civilian Injuries		0	5	3
Fire Service Deaths		0	0	0
Civilian Deaths		0	0	1

FIRE PREVENTION BUREAU

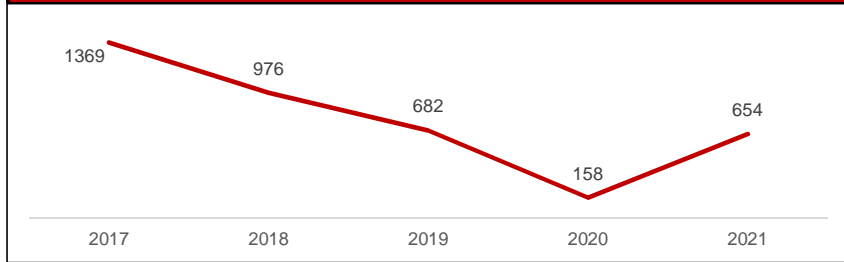
ACTIVITIES	NOV 2021	2021 YTD	2020 YTD	YTD CHANGE
Construction Plan Review	18	253	206	22.82%
New Construction	0	19	9	
Remodel	8	99	51	
Sprinkler	3	52	44	
Site Plan	2	35	49	
Fire Alarm	5	41	38	
Demolition	0	1	7	
Addition	0	6	8	
Annual Business Inspections	92	654	158	313.92%
Annual Initial	50	430	112	
Reinspections	42	224	46	
Enforcement	0	0	0	
Self Inspections Returned	0	9	106	
Pre-Occupancy Inspections	6	6	6	
Certificate of Occupancy Insp.	0	47	44	
Not Ready	2	0	0	
Walk Through	0	16	14	
Tent Inspections	11	0	0	
Protection/Detection Systems	0	88	98	
Complaint Investigation	0	3	9	
Vacant/Closed Businesses	4	40	13	
Investigations	2	29	19	52.63%
Smoke Detector Installations	40	269	364	-26.10%
CO Alarm Installations	9	51	32	59.38%

CHEMICAL INVENTORY SURVEYS	NOV 2021	2021 YTD	2020 YTD	YTD CHANGE
Surveys returned	4	1237	1295	-4.48%

5 YR YTD TOTAL CONSTRUCTION PLAN REVIEWS



5 YR YTD TOTAL INSPECTIONS



PICTURE(S) OF THE MONTH

Fire Inspector found a non-compliant exhaust system in a local restaurant. Employees created a hood vent from a floor fan. Corrections were required.

