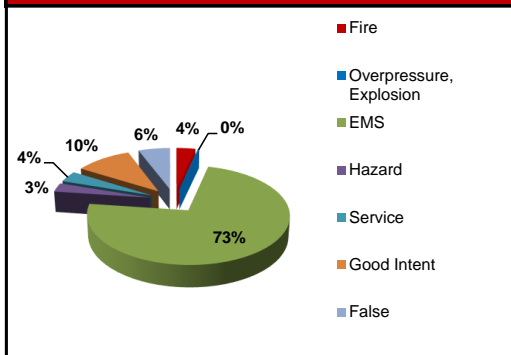


NOVEMBER 2022 KENTWOOD FIRE DEPARTMENT REPORT

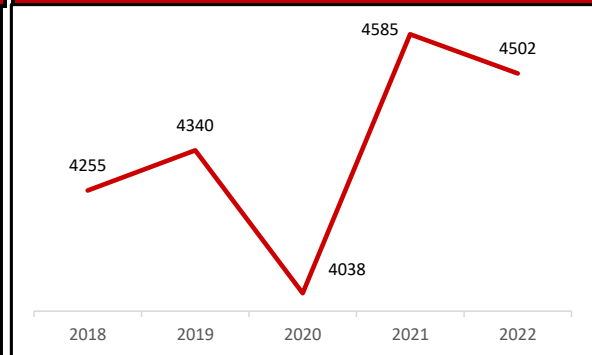
SUMMARY

NFIRS INCIDENT TYPE SERIES	NOV 2022	2022 YTD	2021 YTD	YTD CHANGE
Fire	15	134	152	-11.84%
Explosion, Excessive Heat	1	5	3	
EMS	318	3129	3257	-3.93%
Hazardous Condition, Standby	13	179	169	5.92%
Service	16	164	182	-9.89%
Good Intent	45	489	472	3.60%
False	25	401	347	15.56%
Other	0	1	3	
TOTAL	433	4502	4585	-1.81%

NOVEMBER 2022 RESPONSE SUMMARY



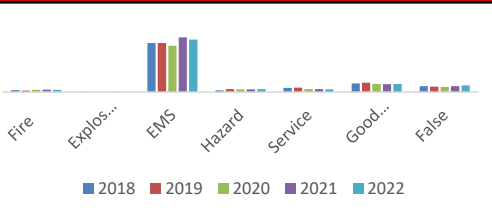
5 YR YTD TOTAL RESPONSES



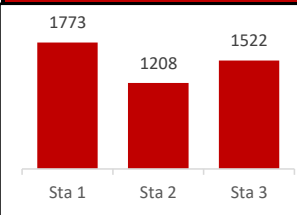
NOVEMBER FIRES

Building	Old Valley Ct, 29th, 28th, 48th, Milan, Leisure South
Cooking	Christie
Vehicle	Old Valley Ct, 48th (3)
Rubbish, Trash	Conductor Ct
Brush, Grass	Drummond
Compactor	International Parkway
Lawn Mower	Green Oak

5 YR YTD RESPONSE TYPE SUMMARY



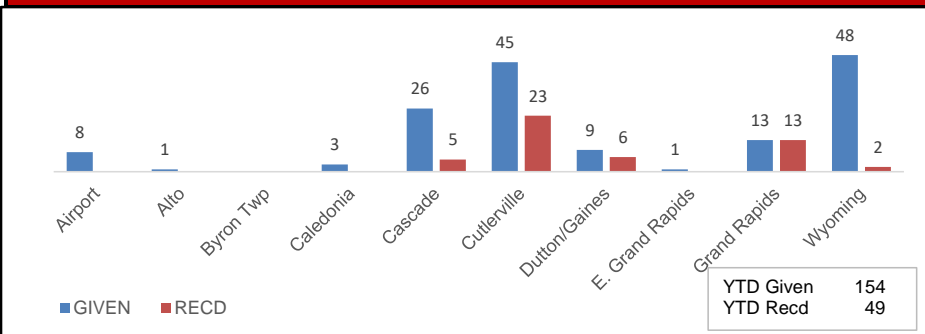
YTD CALLS BY STATION



NOVEMBER AID BY DEPARTMENT (Multiple departments may respond to single incident)

DEPARTMENT	Given	Reason	Received	Reason
Airport				
E. Grand Rapids				
Caledonia				
Cascade	1	Incinerator	1	Smoke
Cutlerville	3	Smoke, 2 cancelled	7	2 Bldg, cook, extrica, unauth, outlet, can
Dutton			1	Building
Grand Rapids			6	Bldg, 2 smoke, 3 EMS
Wyoming	5	Building, 4 cancelled	1	EMS

YTD AID



NOVEMBER REASON FOR EMS CALL (excluding Unknown, NA)

Abdominal Pain	9	Chest Pain	33	Headache	1	Psych Prob/Suicide Attempt	15
Allergies		Choking		Heart Problems	4	Sick	10
Animal Bite		CO/Hazmat		Heat/Cold Exposure	1	Stab/Gunshot	4
Assault		Seizures	12	Hemorrhage/Laceration	8	Stroke/CVA	7
Back Pain	2	Diabetic Problem	6	Industrial Accident		Traffic Accident	44
Breathing Problem	63	Drowning		Medical Alarm		Traumatic Injury	9
Burns		Eye Problem		Overdose/Ingestion	6	Unconscious/Fainting	24
Cardiac Arrest/Death	2	Falls	49	Pregnancy/Childbirth	10	Well Person Check	1

NARCAN USE

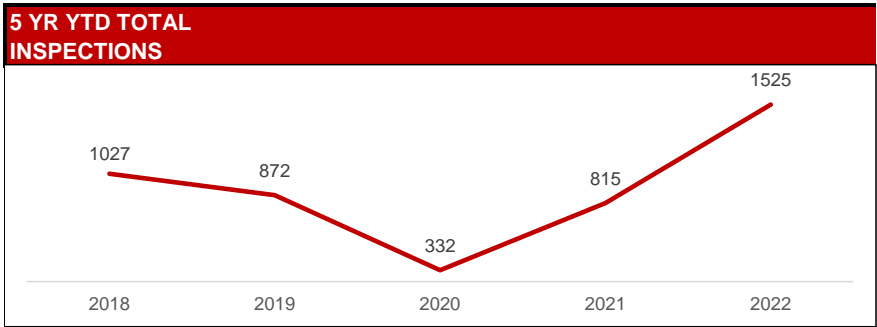
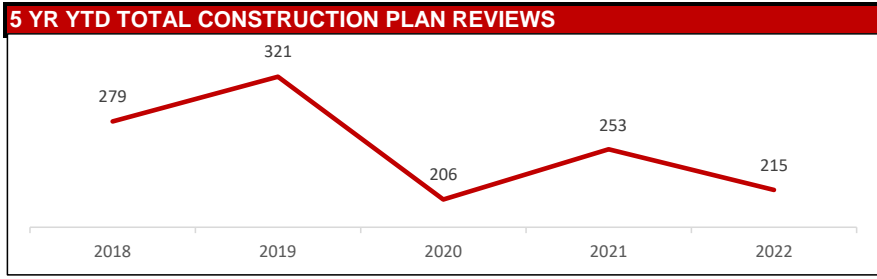
	NOV 2022	2022 YTD	2021 YTD	YTD CHANGE
Times Administered	7	22	31	-29.03%

CASUALTIES

	NOV 2022	2022 YTD	2021 YTD
Fire Service Injuries	0	3	4
Civilian Injuries	1	3	5
Fire Service Deaths	0	0	0
Civilian Deaths	2	2	0

FIRE PREVENTION BUREAU				
ACTIVITIES	NOV 2022	2022 YTD	2021 YTD	YTD CHANGE
Construction Plan Review	13	215	253	-15.02%
New Construction	0	13	19	
Remodel	9	93	99	
Sprinkler	3	48	52	
Site Plan	0	25	35	
Fire Alarm	1	33	41	
Demolition	0	3	1	
Addition	0	0	6	
Annual Business Inspections	75	1366	654	
Annual Initial	48	785	430	
Reinspections	27	581	224	
Enforcement	0	0	0	
Self Inspections Returned	0	0	9	
Pre-Occupancy Inspections	0	0	6	
Certificate of Occupancy Insp.	0	36	47	
Not Ready	0	2	0	
Walk Through	0	2	16	
Tent Inspections	0	0	0	
Protection/Detection Systems	6	116	88	
Complaint Investigation	0	3	3	
Vacant/Closed Businesses	1	40	40	
Investigations	4	20	29	
Smoke Detector Installations	37	332	269	23.42%
CO Alarm Installations	9	83	51	62.75%

CHEMICAL INVENTORY SURVEYS				
	NOV 2022	2022 YTD	2021 YTD	YTD CHANGE
Surveys returned	0	1132	1237	-8.49%



PICTURE(S) OF THE MONTH

November 1, 2022
Old Valley Ct.



Changing fuel pump in attached garage.
Fire damage in garage; smoke in interior.



Watermain break near hydrant required change
in water supply.

