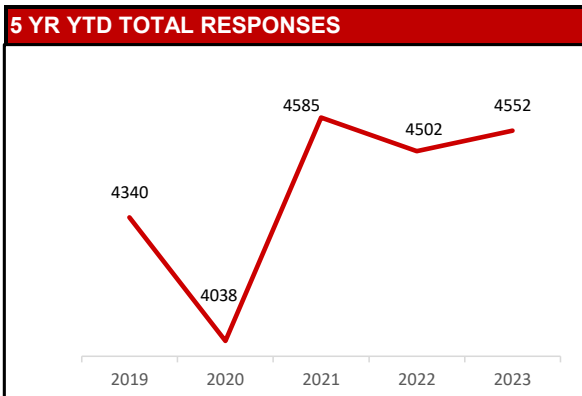
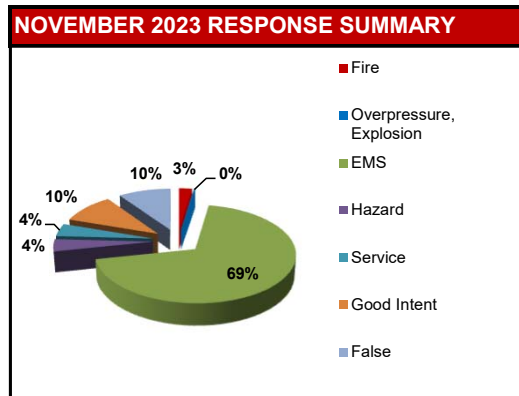
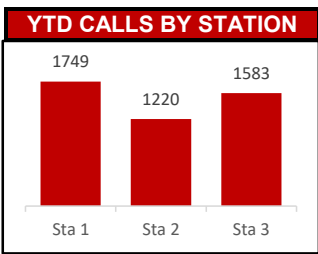
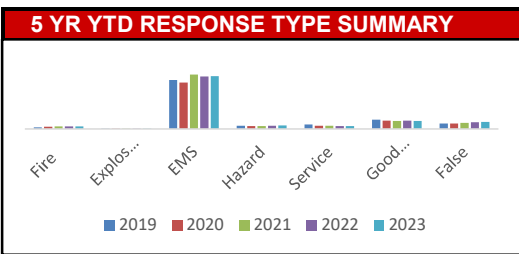


| SUMMARY | | | | |
|------------------------------|------------|-------------|-------------|--------------|
| NFIRS INCIDENT TYPE SERIES | NOV 2023 | 2023 YTD | 2022 YTD | YTD CHANGE |
| Fire | 10 | 150 | 134 | 11.94% |
| Explosion, Excessive Heat | 1 | 4 | 5 | |
| EMS | 286 | 3159 | 3129 | 0.96% |
| Hazardous Condition, Standby | 17 | 193 | 179 | 7.82% |
| Service | 18 | 161 | 164 | -1.83% |
| Good Intent | 42 | 476 | 489 | -2.66% |
| False | 40 | 407 | 401 | 1.50% |
| Other | 0 | 2 | 1 | |
| TOTAL | 414 | 4552 | 4502 | 1.11% |



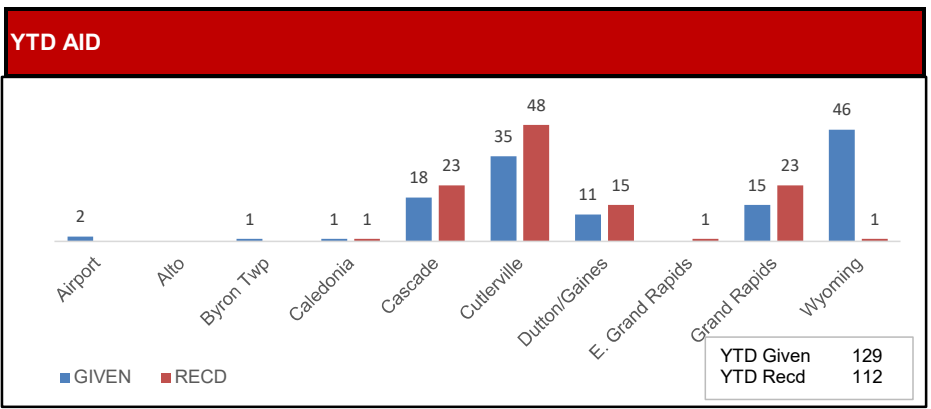
NOVEMBER FIRES

| | |
|-----------------------|--|
| Building | Clearstream |
| Cooking | Patterson , Forest Hill, Pheasant Ridge, Pine Meadow, 28th, N. Breton Ct., Broadmoor |
| Vehicle | 52nd/Breton |
| Trash, rubbish, brush | Sandpiper |



NOVEMBER AID BY DEPARTMENT (Multiple departments may respond to single incident)

| DEPARTMENT | Given | Reason | Received | Reason |
|-------------------|-------|--------------------|----------|------------------|
| Airport | | | | |
| Byron Twp. | | | | |
| Caledonia | | | 1 | Cooking |
| Cascade | 1 | Cooking | 1 | Smoke |
| Cutlerville | 2 | EMS, cancelled | 3 | Bldg, smoke, EMS |
| Dutton | | | 1 | Cooking |
| East Grand Rapids | | | 1 | Smoke |
| Grand Rapids | 1 | False alarm | 2 | Cooking, smoke |
| Wyoming | 7 | 6 EMS, False alarm | | |



NOVEMBER REASON FOR EMS CALL (excluding Unknown, NA)

| | | | | | | | |
|----------------------|----|------------------|----|-----------------------|---|----------------------------|----|
| Abdominal Pain | 9 | Chest Pain | 24 | Headache | 1 | Psych Prob/Suicide Attempt | 7 |
| Allergies | | Choking | 1 | Heart Problems | 1 | Sick | 9 |
| Animal Bite | | CO/Hazmat | | Heat/Cold Exposure | | Stab/Gunshot | 2 |
| Assault | 3 | Seizures | 11 | Hemorrhage/Laceration | 6 | Stroke/CVA | 5 |
| Back Pain | 2 | Diabetic Problem | 8 | Industrial Accident | | Traffic Accident | 26 |
| Breathing Problem | 69 | Drowning | | Medical Alarm | 2 | Traumatic Injury | 4 |
| Burns | 1 | Eye Problem | | Overdose/Ingestion | 1 | Unconscious/Fainting | 14 |
| Cardiac Arrest/Death | 8 | Falls | 31 | Pregnancy/Childbirth | 5 | Well Person Check | 1 |

NARCAN USE

| | NOV 2023 | 2023 YTD | 2022 YTD | YTD CHANGE |
|--------------------|----------|----------|----------|------------|
| Times Administered | 2 | 29 | 22 | 31.82% |

CASUALTIES

| | NOV 2023 | 2023 YTD | 2022 YTD |
|-----------------------|----------|----------|----------|
| Fire Service Injuries | 0 | 3 | 3 |
| Civilian Injuries | 0 | 5 | 3 |
| Fire Service Deaths | 0 | 0 | 0 |
| Civilian Deaths | 0 | 0 | 2 |

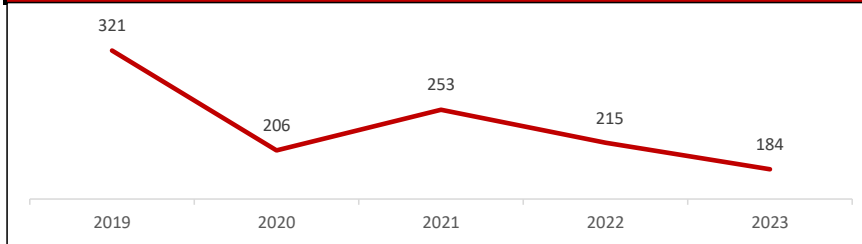
FIRE PREVENTION BUREAU

| ACTIVITIES | NOV 2023 | 2023 YTD | 2022 YTD | YTD CHANGE |
|--------------------------------|------------|----------|----------|------------|
| Construction Plan Review | 18 | 184 | 215 | -14.42% |
| New Construction | 0 | 5 | 13 | |
| Remodel | 5 | 64 | 93 | |
| Sprinkler | 6 | 37 | 48 | |
| Site Plan | 1 | 24 | 25 | |
| Fire Alarm | 5 | 43 | 33 | |
| Demolition | 1 | 11 | 3 | |
| Addition | 0 | 0 | 0 | |
| Annual Business Inspections | 197 | 1770 | 1366 | 29.58% |
| Annual Initial | 124 | 947 | 785 | |
| Reinspections | 73 | 823 | 581 | |
| Enforcement | 0 | 0 | 0 | |
| Self Inspections Returned | 0 | 0 | 0 | |
| Pre-Occupancy Inspections | 0 | 3 | 0 | |
| Certificate of Occupancy Insp. | 7 | 58 | 36 | |
| Not Ready | 0 | 1 | 2 | |
| Walk Through | 5 | 39 | 2 | |
| Tent Inspections | 0 | 0 | 0 | |
| Protection/Detection Systems | 5 | 118 | 116 | |
| Complaint Investigation | 2 | 7 | 3 | |
| Vacant/Closed Businesses | 6 | 94 | 40 | |
| Investigations | 2 | 18 | 20 | |
| Smoke Detector Installations | 38 | 695 | 332 | 109.34% |
| CO Alarm Installations | 15 | 152 | 83 | 83.13% |

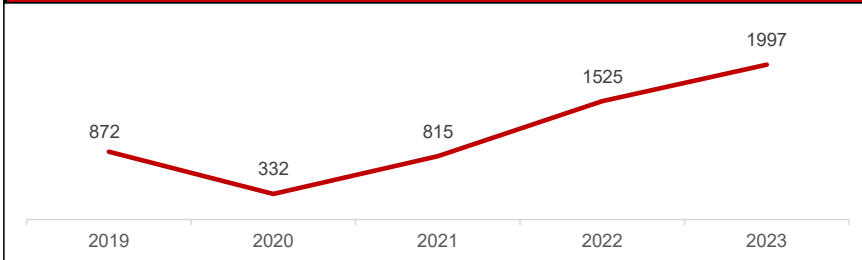
CHEMICAL INVENTORY SURVEYS

| NOV 2023 | 2023 YTD | 2022 YTD | YTD CHANGE | |
|------------------|----------|----------|------------|---------|
| Surveys returned | 0 | 976 | 1132 | -13.78% |

5 YR YTD TOTAL CONSTRUCTION PLAN REVIEWS



5 YR YTD TOTAL INSPECTIONS



PICTURE(S) OF THE MONTH



Clearstream Dr., November 2, 2023
Fire extended from rear deck into attic

From neighboring home



Exterior



Interior