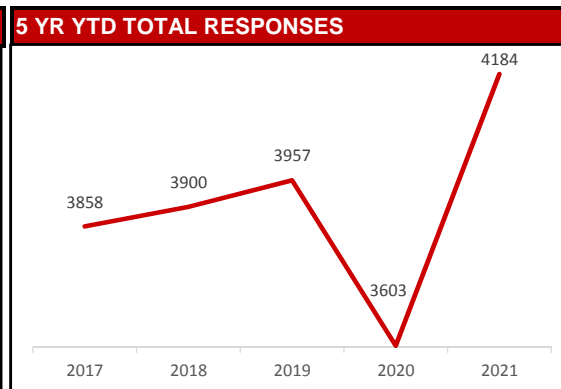
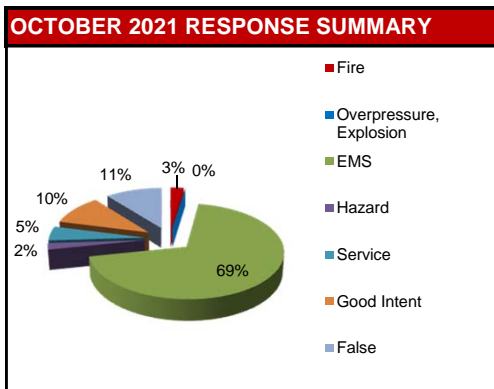
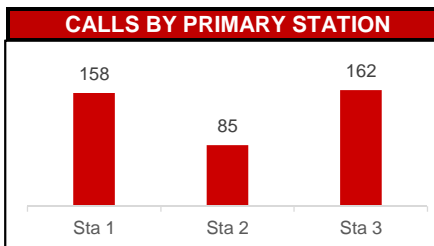
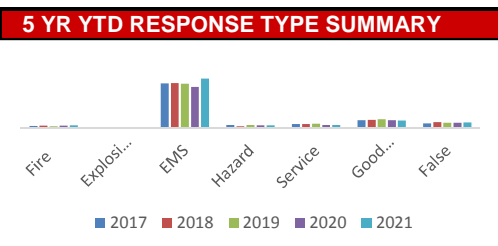


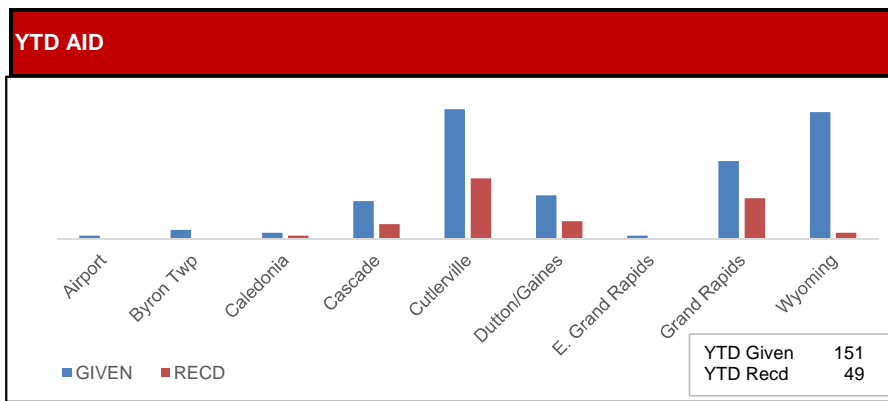
SUMMARY				
NFIRS INCIDENT TYPE SERIES	OCT 2021	2021 YTD	2020 YTD	YTD CHANGE
Fire	10	144	120	20.00%
Explosion, Excessive Heat	0	3	2	
EMS	280	2961	2452	20.76%
Hazardous Condition, Standby	9	151	140	7.86%
Service	20	168	155	8.39%
Good Intent	42	437	443	-1.35%
False	43	317	289	9.69%
Other	0	3	2	
<b>TOTAL</b>	<b>404</b>	<b>4184</b>	<b>3603</b>	<b>16.13%</b>



OCTOBER FIRES	
Building	East Beltline, Bellewood Ct., Jefferson
Cooking	Woodbridge, Pinebrook
Vehicle	Burton, 44th/Breton, I-96, 28th
Rubbish, Trash, Grass	
Other-Candle	Cobb



OCTOBER AID BY DEPARTMENT (Multiple departments may respond to single incident)				
DEPARTMENT	Given	Reason	Received	Reason
Airport				
Byron Twp.				
Caledonia	1	MVA		
Cascade				
Cutlerville	1	EMS	2	No incident found, Building
Dutton/Gaines	2	Candle, MVA		
Grand Rapids	1	Cancelled	1	Building
Wyoming	5	4 EMS, Cancelled		



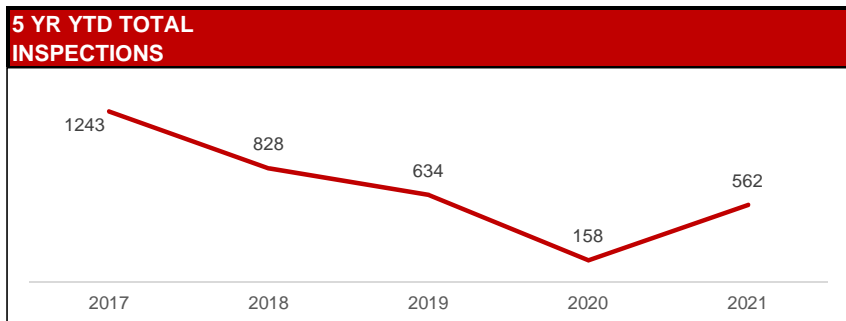
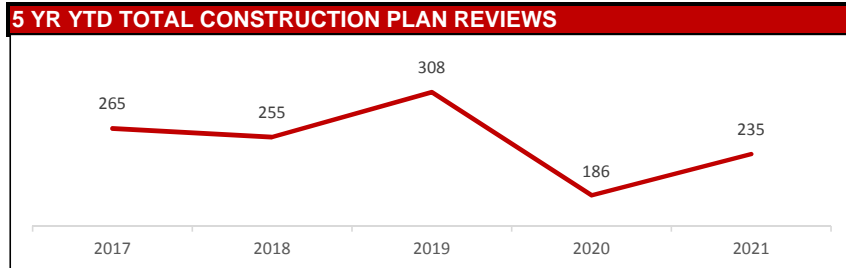
OCTOBER REASON FOR EMS CALL (excluding Unknown, NA)					
Abdominal Pain	5	Chest Pain	21	Headache	1
Allergies	1	Choking		Heart Problems	
Animal Bite		CO/Hazmat		Heat/Cold Exposure	
Assault	3	Seizures	14	Hemorrhage/Laceration	3
Back Pain	1	Diabetic Problem	6	Industrial Accident	
Breathing Problem	69	Electrocution	1	Medical Alarm	
Burns		Eye Problem		Overdose/Ingestion	4
Cardiac Arrest/Death	5	Falls	32	Pregnancy/Childbirth	3
				Psych Prob/Suicide Attempt	10
				Sick	14
				Stab/Gunshot	2
				Stroke/CVA	8
				Traffic Accident	35
				Traumatic Injury	3
				Unconscious/Fainting	14
				Well Person Check	3

NARCAN USE		OCT 2021	2021 YTD	2020 YTD	YTD CHANGE
Times Administered		1	27	14	92.86%

CASUALTIES		OCT 2021	2021 YTD	2020 YTD
Fire Service Injuries		0	4	1
Civilian Injuries		0	5	3
Fire Service Deaths		0	0	0
Civilian Deaths		0	0	1

FIRE PREVENTION BUREAU				
ACTIVITIES	OCT 2021	2021 YTD	2020 YTD	YTD CHANGE
Construction Plan Review	22	235	186	26.34%
New Construction	0	19	6	
Remodel	12	91	46	
Sprinkler	5	49	39	
Site Plan	2	33	46	
Fire Alarm	3	36	36	
Demolition	0	1	6	
Addition	0	6	7	
Annual Business Inspections	61	562	158	255.70%
Annual Initial	44	380	112	
Reinspections	17	182	46	
Enforcement	0	0	0	
Self Inspections Returned	0	9	79	
Pre-Occupancy Inspections	0	5	6	
Certificate of Occupancy Insp.	0	41	44	
Not Ready	0	0	0	
Walk Through	0	14	12	
Tent Inspections	0	0	0	
Protection/Detection Systems	9	77	92	
Complaint Investigation	0	3	9	
Vacant/Closed Businesses	1	36	13	
Investigations	3	27	19	42.11%
Smoke Detector Installations	9	229	314	-27.07%
CO Alarm Installations	0	42	26	61.54%

CHEMICAL INVENTORY SURVEYS				
	OCT 2021	2021 YTD	2020 YTD	YTD CHANGE
Surveys returned	8	1228	1295	-5.17%



### PICTURE(S) OF THE MONTH

44th and Jefferson, October 26, 2021, 7:30 AM  
Approaching the fire.



Garage was destroyed and there was some damage to the house. Cause remains unknown.