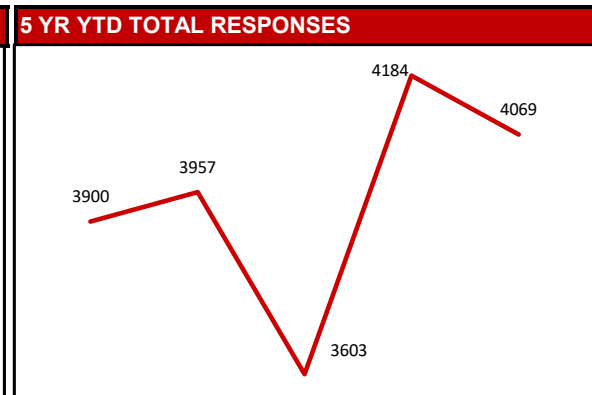
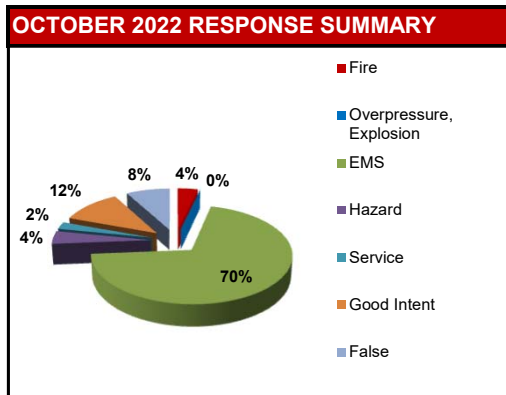
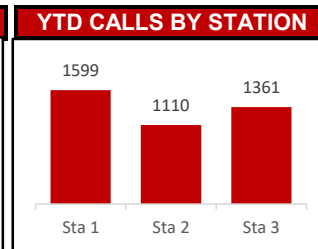
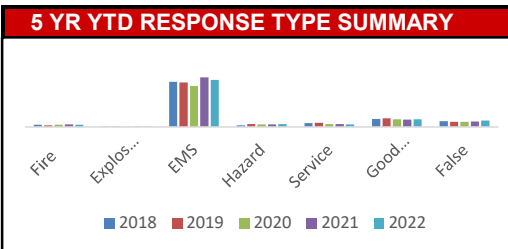


SUMMARY				
NFIRS INCIDENT TYPE SERIES	OCT 2022	2022 YTD	2021 YTD	YTD CHANGE
Fire	15	121	144	-15.97%
Explosion, Excessive Heat	0	4	3	
EMS	288	2810	2961	-5.10%
Hazardous Condition, Standby	18	166	151	9.93%
Service	10	148	168	-11.90%
Good Intent	47	443	437	1.37%
False	33	376	317	18.61%
Other	0	1	3	
TOTAL	411	4069	4184	-2.75%



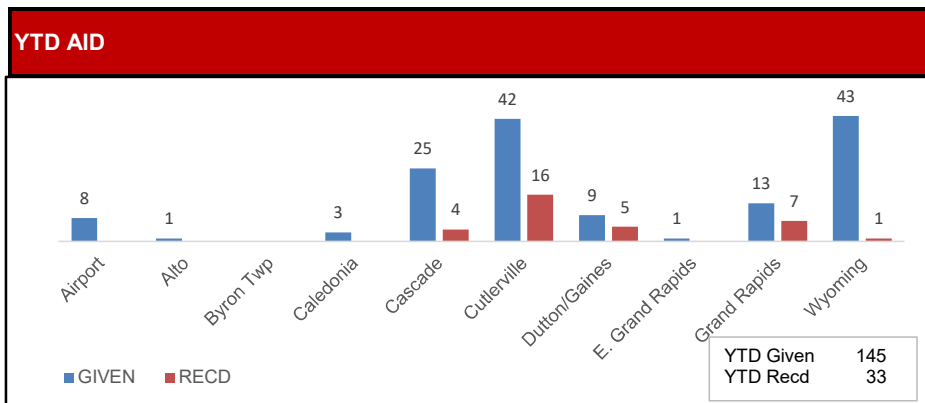
OCTOBER FIRES

Building	29th, Blairview Parkway, Heyboer, Cricklewood
Cooking	Green Oak, Forest Hill, Woodbridge, Hardwick
Vehicle	50th
Rubbish, Trash	28th, Poinsettia, Kellogg Woods
Brush, Grass	
Outside Equipment	



OCTOBER AID BY DEPARTMENT (Multiple departments may respond to single incident)

DEPARTMENT	Given	Reason	Received	Reason
Airport	2	Aircraft standby		
E. Grand Rapids				
Caledonia				
Cascade			2	Cooking, smoke
Cutlerville	2	EMS, MVA	4	Building, cooking, 2 MVA
Dutton	1	Wiring		Med
Grand Rapids	3	2 smoke, MVA		Smoke detector
Wyoming	1	Building		



OCTOBER REASON FOR EMS CALL (excluding Unknown, NA)

Abdominal Pain	10	Chest Pain	36	Headache	2	Psych Prob/Suicide Attempt	9
Allergies	3	Choking		Heart Problems	1	Sick	10
Animal Bite		CO/Hazmat		Heat/Cold Exposure		Stab/Gunshot	2
Assault	5	Seizures	7	Hemorrhage/Laceration	7	Stroke/CVA	6
Back Pain	4	Diabetic Problem	4	Industrial Accident		Traffic Accident	47
Breathing Problem	75	Drowning		Medical Alarm		Traumatic Injury	6
Burns		Eye Problem		Overdose/Ingestion	5	Unconscious/Fainting	20
Cardiac Arrest/Death	1	Falls	26	Pregnancy/Childbirth	3	Well Person Check	1

NARCAN USE

	OCT 2022	2022 YTD	2021 YTD	YTD CHANGE
Times Administered	4	15	27	-44.44%

CASUALTIES

	OCT 2022	2022 YTD	2021 YTD
Fire Service Injuries	0	3	4
Civilian Injuries	0	2	5
Fire Service Deaths	0	0	0
Civilian Deaths	0	0	0

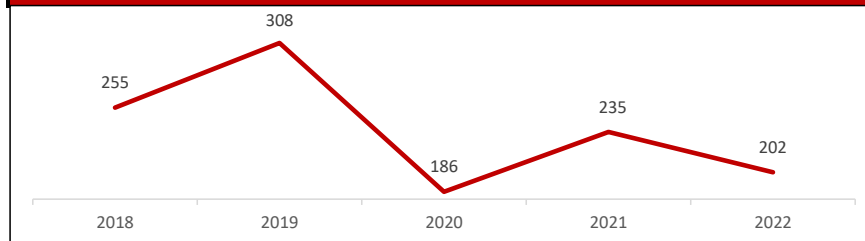
FIRE PREVENTION BUREAU

ACTIVITIES	OCT 2022	2022 YTD	2021 YTD	YTD CHANGE
Construction Plan Review	28	202	235	-14.04%
New Construction	1	13	19	
Remodel	9	84	91	
Sprinkler	10	45	49	
Site Plan	4	25	33	
Fire Alarm	4	32	36	
Demolition	0	3	1	
Addition	0	0	6	
Annual Business Inspections	76	1291	562	
Annual Initial	50	737	380	
Reinspections	26	554	182	
Enforcement	0	0	0	
Self Inspections Returned	0	0	9	
Pre-Occupancy Inspections	0	0	5	
Certificate of Occupancy Insp.	3	36	41	
Not Ready	0	2	0	
Walk Through	0	2	14	
Tent Inspections	0	0	0	
Protection/Detection Systems	8	110	77	
Complaint Investigation	0	3	3	
Vacant/Closed Businesses	0	39	36	
Investigations	4	16	37	
Smoke Detector Installations	32	263	220	19.55%
CO Alarm Installations	4	74	42	76.19%

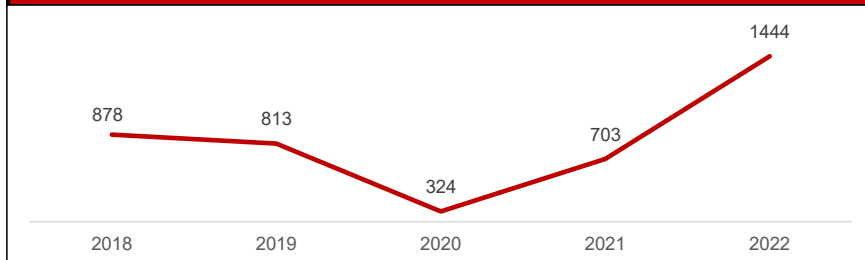
CHEMICAL INVENTORY SURVEYS

	OCT 2022	2022 YTD	2021 YTD	YTD CHANGE
Surveys returned	0	1132	1233	-8.19%

5 YR YTD TOTAL CONSTRUCTION PLAN REVIEWS



5 YR YTD TOTAL INSPECTIONS



PICTURE(S) OF THE MONTH

Dispatched to a fire alarm, fire fighters found a car fire in the middle of a building where classic vehicles are stored. Many vehicles had smoke damage. (October 7, 2022)

