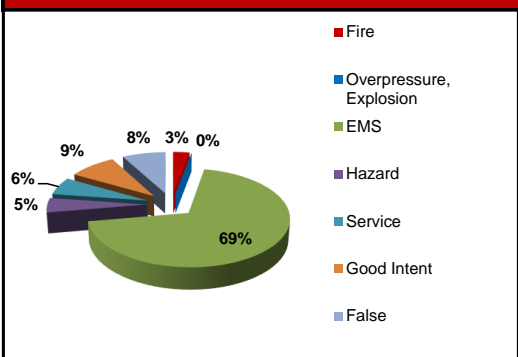


OCTOBER 2023 KENTWOOD FIRE DEPARTMENT REPORT

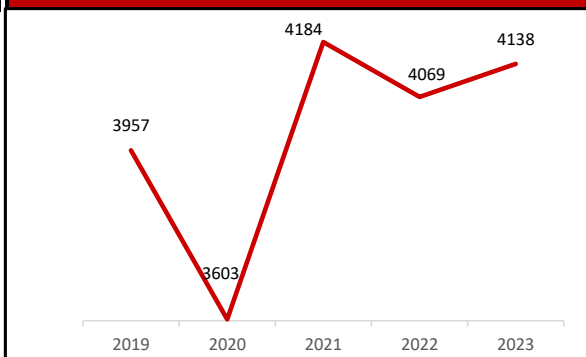
SUMMARY

NFIRS INCIDENT TYPE SERIES	OCT 2023	2023 YTD	2022 YTD	YTD CHANGE
Fire	14	140	119	17.65%
Explosion, Excessive Heat	0	3	4	
EMS	323	2873	2811	2.21%
Hazardous Condition, Standby	23	176	166	6.02%
Service	28	143	148	-3.38%
Good Intent	41	434	444	-2.25%
False	37	367	376	-2.39%
Other	0	2	1	
TOTAL	466	4138	4069	1.70%

OCTOBER 2023 RESPONSE SUMMARY



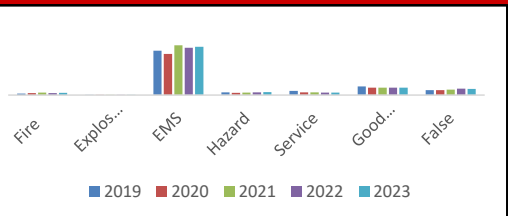
5 YR YTD TOTAL RESPONSES



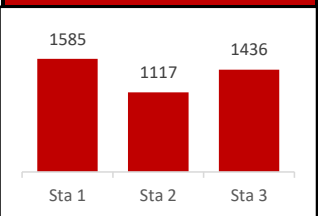
OCTOBER FIRES

Building	Forest Lake Ct., Bluegrass, Boxwood Ct., Inca
Cooking	28th, Pheasant Ridge, Woodland Creek, Rye, Preserve Circle
Vehicle	52nd, S. Breton Ct.
Trash, rubbish, brush	South Shore
Other	Hidden Valley (lawn mower with vehicle exposure)

5 YR YTD RESPONSE TYPE SUMMARY



YTD CALLS BY STATION

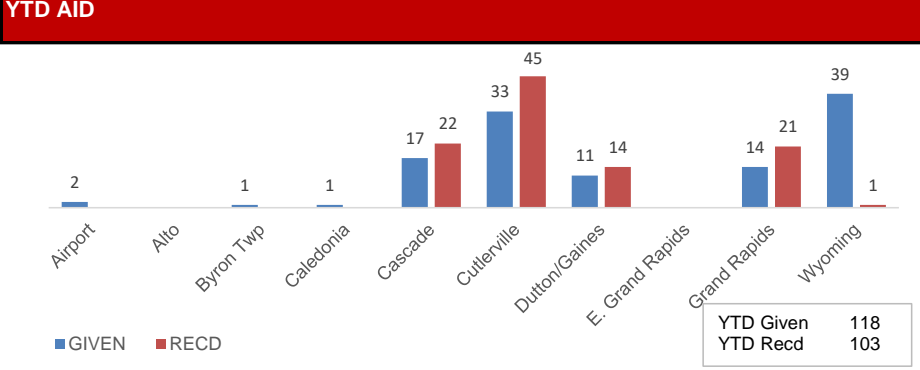


OCTOBER AID BY DEPARTMENT

(Multiple departments may respond to single incident)

DEPARTMENT	Given	Reason	Received	Reason
Airport				
Byron Twp.	1	MVA		
Cascade			2	2 Building
Cutlerville	5	2 EMS, power line, cooking, mobile home	1	Chimney
Dutton	3	2 EMS, cooking	1	Building
Grand Rapids	1	Smoke odor	3	2 Building, smoke
Wyoming	2	2 EMS		

YTD AID



OCTOBER REASON FOR EMS CALL (excluding Unknown, NA)

Abdominal Pain	7	Chest Pain	30	Headache	2	Psych Prob/Suicide Attempt	14
Allergies	2	Choking	2	Heart Problems	1	Sick	22
Animal Bite		CO/Hazmat		Heat/Cold Exposure		Stab/Gunshot	4
Assault	3	Seizures	11	Hemorrhage/Laceration	5	Stroke/CVA	9
Back Pain	1	Diabetic Problem	7	Industrial Accident		Traffic Accident	28
Breathing Problem	83	Drowning		Medical Alarm	1	Traumatic Injury	10
Burns		Eye Problem	1	Overdose/Ingestion	4	Unconscious/Fainting	14
Cardiac Arrest/Death	9	Falls	34	Pregnancy/Childbirth	4	Well Person Check	1

NARCAN USE

	OCT 2023	2023 YTD	2022 YTD	YTD CHANGE
Times Administered	1	27	15	80.00%

CASUALTIES

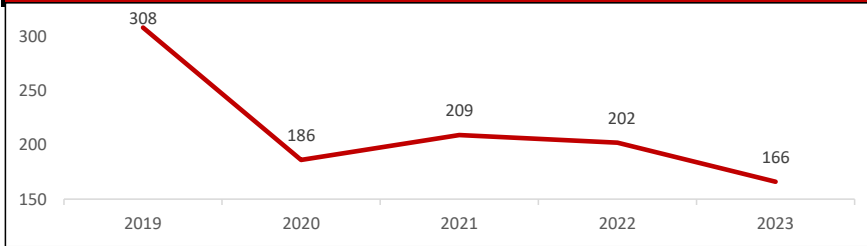
	OCT 2023	2023 YTD	2022 YTD
Fire Service Injuries	0	3	3
Civilian Injuries	0	5	2
Fire Service Deaths	0	0	0
Civilian Deaths	0	0	0

FIRE PREVENTION BUREAU

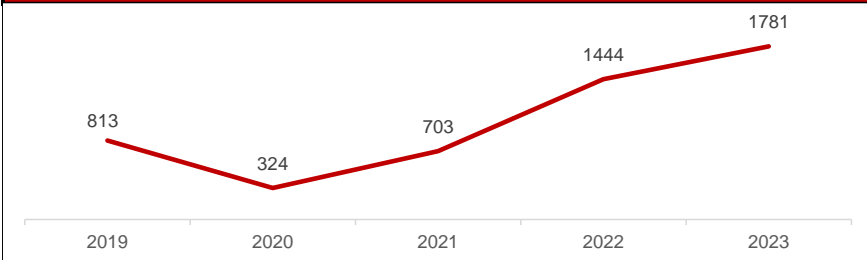
ACTIVITIES	OCT 2023	2023 YTD	2022 YTD	YTD CHANGE
Construction Plan Review	18	166	202	-17.82%
New Construction	0	5	13	
Remodel	5	59	84	
Sprinkler	4	31	45	
Site Plan	4	23	25	
Fire Alarm	4	38	32	
Demolition	1	10	3	
Addition	0	0	0	
Annual Business Inspections	126	1573	1291	21.84%
Annual Initial	61	823	737	
Reinspections	65	750	554	
Enforcement	0	0	0	
Self Inspections Returned	0	0	0	
Pre-Occupancy Inspections	0	3	0	
Certificate of Occupancy Insp.	10	51	36	
Not Ready	0	1	2	
Walk Through	0	34	2	
Tent Inspections	0	0	0	
Protection/Detection Systems	12	113	110	
Complaint Investigation	3	5	3	
Vacant/Closed Businesses	11	88	39	
Investigations	2	16	16	
Smoke Detector Installations	66	657	295	122.71%
CO Alarm Installations	22	137	74	85.14%

CHEMICAL INVENTORY SURVEYS	OCT 2023	2023 YTD	2022 YTD	YTD CHANGE
Surveys returned	0	976	1132	-13.78%

5 YR YTD TOTAL CONSTRUCTION PLAN REVIEWS



5 YR YTD TOTAL INSPECTIONS



PICTURE(S) OF THE MONTH



October is Fire Prevention Month. This year Kentwood Fire personnel made safety presentations at 13 schools, talking to over 2,700 children in preschool through 3rd grade.