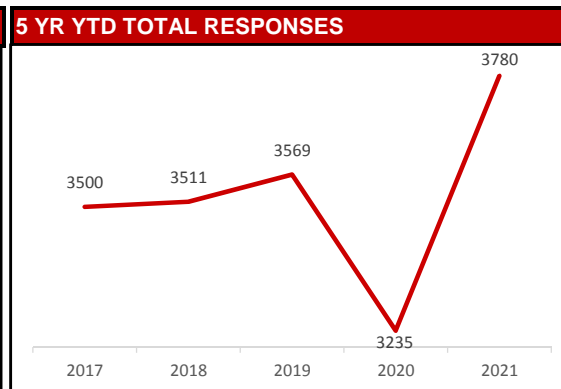
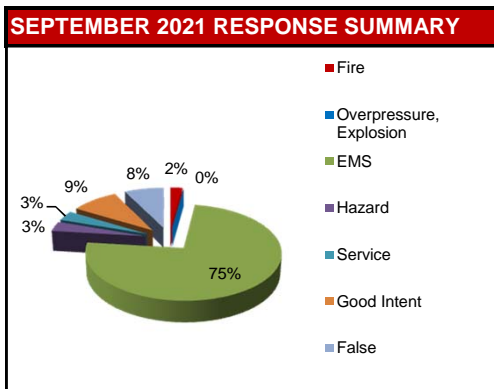
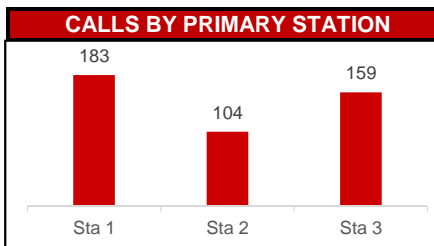
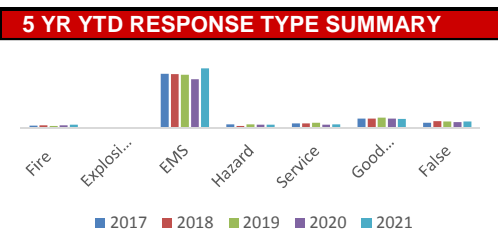


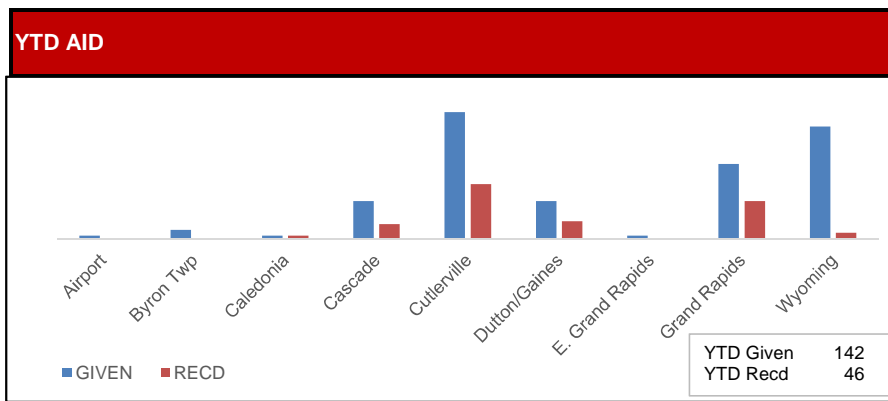
SUMMARY				
NFIRS INCIDENT TYPE SERIES	SEPT 2021	2021 YTD	2020 YTD	YTD CHANGE
Fire	10	134	113	18.58%
Explosion, Excessive Heat	0	3	2	
EMS	332	2681	2192	22.31%
Hazardous Condition, Standby	15	142	129	10.08%
Service	15	148	140	5.71%
Good Intent	40	395	403	-1.99%
False	33	274	254	7.87%
Other	1	3	2	
<b>TOTAL</b>	<b>446</b>	<b>3780</b>	<b>3235</b>	<b>16.85%</b>



SEPTEMBER FIRES	
Building	Kalamazoo, Air West, Tall Timber Ct., Pinehurst, Breton, Byron Center
Cooking	Woodfield
Vehicle	32nd
Rubbish, Trash, Grass	Division
Chair	Preserve Cir.



SEPTEMBER AID BY DEPARTMENT (Multiple departments may respond to single incident)				
DEPARTMENT	Given	Reason	Received	Reason
Airport				
Byron Twp.	1	Bldg		
Caledonia				
Cascade	4	Bldg, MVA, 2 cancel		
Cutlerville	7	2 smoke scare, 2 MVA, cooking, smoke det., EMS	2	Bldg, electrical
Dutton/Gaines	1	Chair	1	MVA
Grand Rapids	7	Smoke scare, vehicle, 3 EMS, cover, cancel		
Wyoming	9	MVA, Bldg, 5 EMS, 2 can		



SEPTEMBER REASON FOR EMS CALL (excluding Unknown, NA)							
Abdominal Pain	4	Chest Pain	29	Headache	2	Psych Prob/Suicide Attempt	12
Allergies	4	Choking	1	Heart Problems		Sick	13
Animal Bite		CO/Hazmat	1	Heat/Cold Exposure		Stab/Gunshot	1
Assault	3	Seizures	16	Hemorrhage/Laceration	5	Stroke/CVA	10
Back Pain	3	Diabetic Problem	6	Industrial Accident		Traffic Accident	30
Breathing Problem	84	Electrocution		Medical Alarm		Traumatic Injury	5
Burns		Eye Problem		Overdose/Ingestion	2	Unconscious/Fainting	23
Cardiac Arrest/Death	4	Falls	36	Pregnancy/Childbirth	3	Well Person Check	1

NARCAN USE		SEPT 2021	2021 YTD	2020 YTD	YTD CHANGE
Times Administered		2	26	14	85.71%

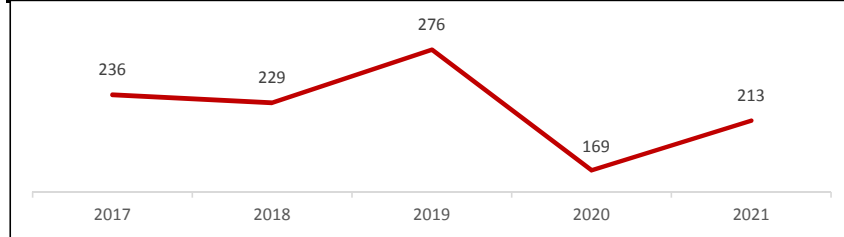
CASUALTIES		SEPT 2021	2021 YTD	2020 YTD
Fire Service Injuries	0	4	1	
Civilian Injuries	0	5	3	
Fire Service Deaths	0	0	0	
Civilian Deaths	0	0	1	

## FIRE PREVENTION BUREAU

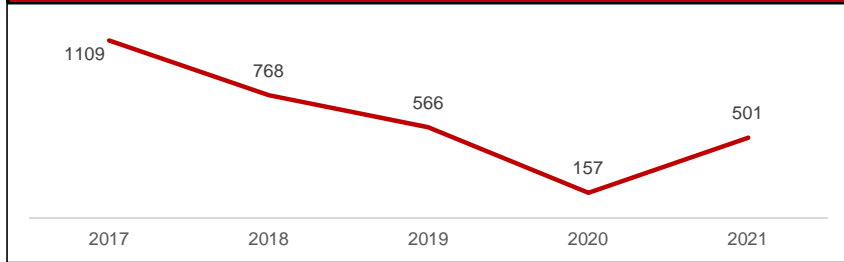
ACTIVITIES	SEPT 2021	2021 YTD	2020 YTD	YTD CHANGE
Construction Plan Review	26	213	169	26.04%
New Construction	2	19	5	
Remodel	15	79	39	
Sprinkler	4	44	38	
Site Plan	3	31	43	
Fire Alarm	2	33	35	
Demolition	0	1	4	
Addition	0	6	5	
Annual Business Inspections	69	501	157	219.11%
Annual Initial	38	336	112	
Reinspections	31	165	45	
Enforcement	0	0	0	
Self Inspections Returned	0	9	66	
Pre-Occupancy Inspections	0	5	5	
Certificate of Occupancy Insp.	5	41	38	
Not Ready	0	0	0	
Walk Through	2	14	11	
Tent Inspections	0	0	0	
Protection/Detection Systems	7	68	86	
Complaint Investigation	0	3	9	
Vacant/Closed Businesses	3	35	13	
Investigations	0	24	19	26.32%
Smoke Detector Installations	8	220	215	2.33%
CO Alarm Installations	1	42	21	100.00%

CHEMICAL INVENTORY SURVEYS	SEPT 2021	2021 YTD	2020 YTD	YTD CHANGE
Surveys returned	8	1228	1295	-5.17%

### 5 YR YTD TOTAL CONSTRUCTION PLAN REVIEWS



### 5 YR YTD TOTAL INSPECTIONS



## PICTURE(S) OF THE MONTH

Rags stored under a broiler in the commercial kitchen of a senior living facility had ignited. Cook removed them, brought them outside, and put out the fire.



September 19, 2021