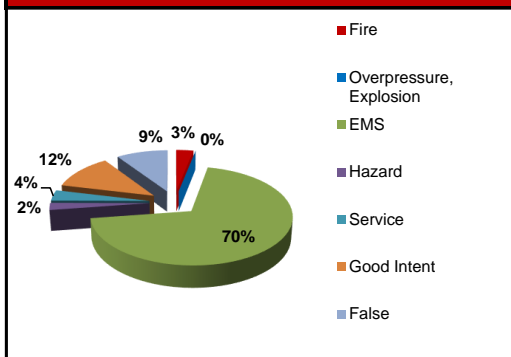


## SEPTEMBER 2022 KENTWOOD FIRE DEPARTMENT REPORT

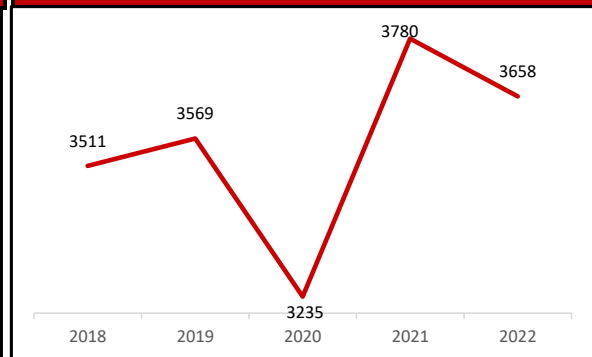
### SUMMARY

NFIRS INCIDENT TYPE SERIES	SEP 2022	2022 YTD	2021 YTD	YTD CHANGE
Fire	13	104	134	-22.39%
Explosion, Excessive Heat	0	4	3	
EMS	288	2523	2681	-5.89%
Hazardous Condition, Standby	10	148	142	4.23%
Service	15	138	148	-6.76%
Good Intent	49	397	395	0.51%
False	39	343	274	25.18%
Other	1	1	3	
<b>TOTAL</b>	<b>415</b>	<b>3658</b>	<b>3780</b>	<b>-3.23%</b>

### SEPTEMBER 2022 RESPONSE SUMMARY



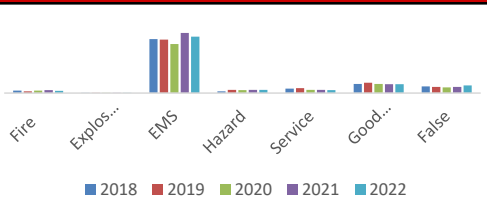
### 5 YR YTD TOTAL RESPONSES



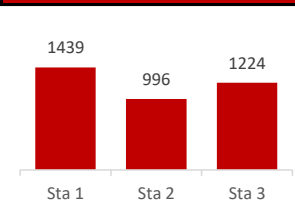
### SEPTEMBER FIRES

Building	Woodfield East Breton, Fairwood Ct., Green Oak
Cooking	Shaffer
Vehicle	Paris Park, Blairview Pkwy, Woodbridge
Rubbish, Trash	Yorktown, Woodbridge, Jennifer, Poinsettia
Brush, Grass	
Outside Equipment	Nancy (propane tank)

### 5 YR YTD RESPONSE TYPE SUMMARY



### YTD CALLS BY STATION

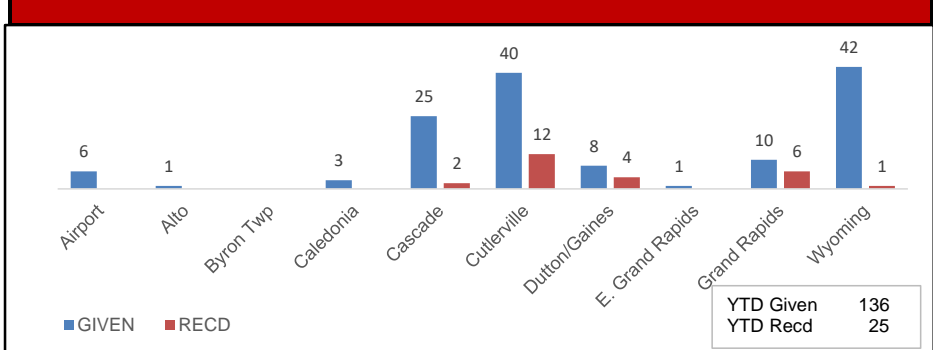


### SEPTEMBER AID BY DEPARTMENT

(Multiple departments may respond to single incident)

DEPARTMENT	Given	Reason	Received	Reason
Airport	1	Alert 2-can		
E. Grand Rapids				
Caledonia				
Cascade	4	EMS,False,MVA,Gas leak	1	Smoke
Cutlerville	5	Bldg(2),kitchen-can; machine-can;smoke-can	3	Smoke (2),Stove
Dutton	1	Smoke	3	Smoke,sump,trvl trlr
Grand Rapids				
Wyoming	8	EMS(4); EMS-can; MVA/ ped, MVA-can(2)		

### YTD AID



### SEPTEMBER REASON FOR EMS CALL (excluding Unknown, NA)

Abdominal Pain	8	Chest Pain	32	Headache	2	Psych Prob/Suicide Attempt	16
Allergies	6	Choking	2	Heart Problems	2	Sick	12
Animal Bite		CO/Hazmat		Heat/Cold Exposure		Stab/Gunshot	1
Assault	4	Seizures	7	Hemorrhage/Laceration	2	Stroke/CVA	6
Back Pain	2	Diabetic Problem	6	Industrial Accident		Traffic Accident	31
Breathing Problem	55	Drowning		Medical Alarm	1	Traumatic Injury	6
Burns		Eye Problem		Overdose/Ingestion	5	Unconscious/Fainting	13
Cardiac Arrest/Death	3	Falls	36	Pregnancy/Childbirth	1	Well Person Check	2

### NARCAN USE

	SEP 2022	2022 YTD	2021 YTD	YTD CHANGE
Times Administered	0	11	26	-57.69%

### CASUALTIES

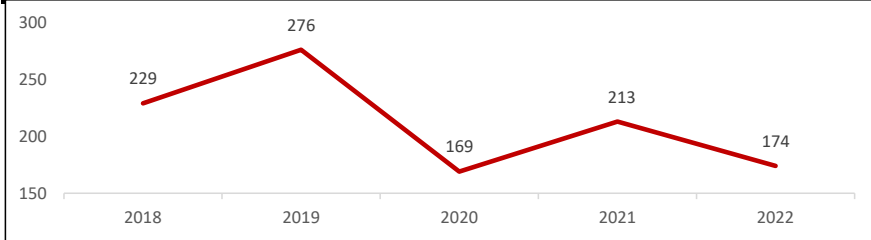
	SEP 2022	2022 YTD	2021 YTD
Fire Service Injuries	0	3	4
Civilian Injuries	0	2	5
Fire Service Deaths	0	0	0
Civilian Deaths	0	0	0

**FIRE PREVENTION BUREAU**

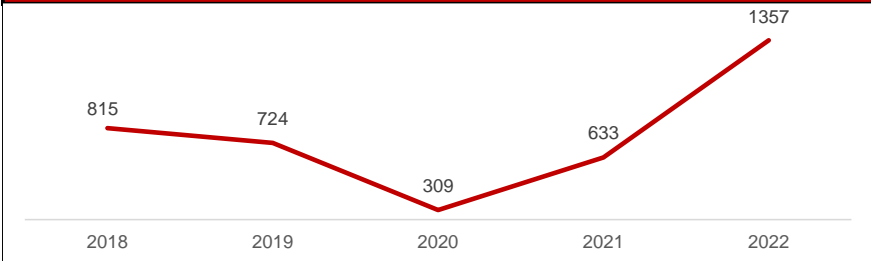
ACTIVITIES	SEP 2022	2022 YTD	2021 YTD	YTD CHANGE
Construction Plan Review	21	174	213	-18.31%
New Construction	3	12	19	
Remodel	8	75	79	
Sprinkler	7	35	44	
Site Plan	2	21	31	
Fire Alarm	1	28	33	
Demolition	0	3	1	
Addition	0	0	6	
Annual Business Inspections	85	1215	501	
Annual Initial	47	687	336	
Reinspections	38	528	165	
Enforcement	0	0	0	
Self Inspections Returned	0	0	9	
Pre-Occupancy Inspections	0	0	5	
Certificate of Occupancy Insp.	1	33	41	
Not Ready	0	2	0	
Walk Through	0	2	14	
Tent Inspections	0	0	0	
Protection/Detection Systems	10	102	68	
Complaint Investigation	1	3	3	
Vacant/Closed Businesses	7	39	35	
Investigations	2	12	24	
Smoke Detector Installations	6	263	220	19.55%
CO Alarm Installations	2	70	42	66.67%

CHEMICAL INVENTORY SURVEYS	SEP 2022	2022 YTD	2021 YTD	YTD CHANGE
Surveys returned	3	1132	1228	-7.82%

**5 YR YTD TOTAL CONSTRUCTION PLAN REVIEWS**



**5 YR YTD TOTAL INSPECTIONS**



**PICTURE(S) OF THE MONTH**



Vehicle ran into parked construction equipment in construction zone.  
East Paris and Woodland Creek, September 25, 2022