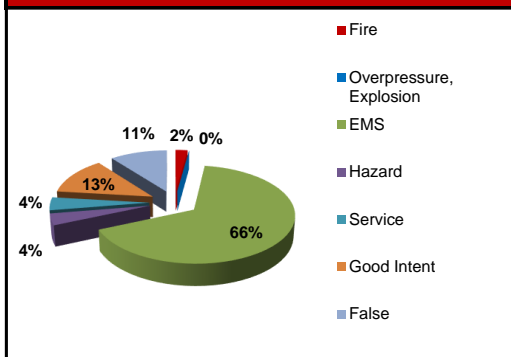


## SEPTEMBER 2023 KENTWOOD FIRE DEPARTMENT REPORT

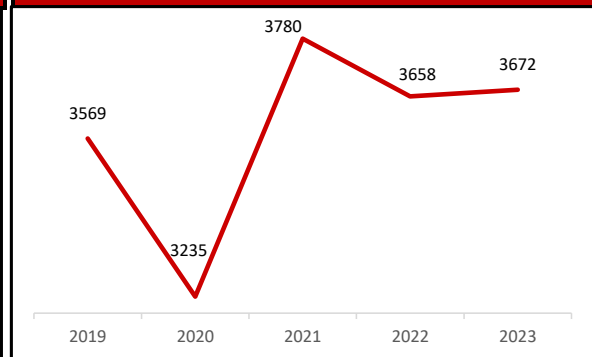
### SUMMARY

| NFIRS INCIDENT TYPE SERIES   | SEP 2023   | 2023 YTD    | 2022 YTD    | YTD CHANGE   |
|------------------------------|------------|-------------|-------------|--------------|
| Fire                         | 9          | 126         | 104         | 21.15%       |
| Explosion, Excessive Heat    | 0          | 3           | 4           |              |
| EMS                          | 272        | 2550        | 2523        | 1.07%        |
| Hazardous Condition, Standby | 16         | 153         | 148         | 3.38%        |
| Service                      | 18         | 115         | 138         | -16.67%      |
| Good Intent                  | 52         | 393         | 397         | -1.01%       |
| False                        | 43         | 330         | 343         | -3.79%       |
| Other                        | 0          | 2           | 1           |              |
| <b>TOTAL</b>                 | <b>410</b> | <b>3672</b> | <b>3658</b> | <b>0.38%</b> |

### SEPTEMBER 2023 RESPONSE SUMMARY



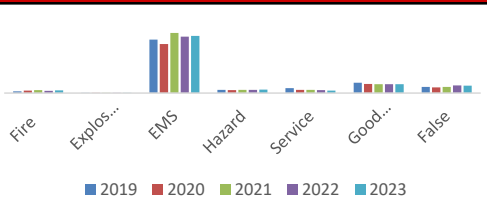
### 5 YR YTD TOTAL RESPONSES



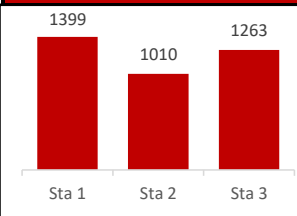
### SEPTEMBER FIRES

|                       |                                   |
|-----------------------|-----------------------------------|
| Building              | Stowe Valley, Lockmere, Woodfield |
| Cooking               | Edgelawn, Lake Eastbrook          |
| Vehicle               | 28th, 44th/Kalamazoo              |
| Trash, rubbish, brush | 28th                              |
| Other (electrical)    | Long Grove                        |

### 5 YR YTD RESPONSE TYPE SUMMARY



### YTD CALLS BY STATION

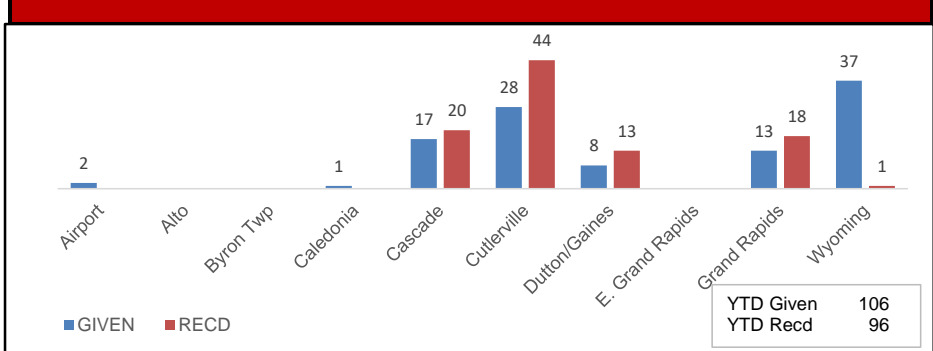


### SEPTEMBER AID BY DEPARTMENT

(Multiple departments may respond to single incident)

| DEPARTMENT      | Given | Reason              | Received | Reason                                  |
|-----------------|-------|---------------------|----------|---|
| Airport         |       |                     |          |   |
| E. Grand Rapids |       |                     |          |   |
| Cascade         |       |                     | 3        | Smoke scare                             |
| Cutlerville     | 2     | Building, cancelled | 5        | 3 smoke scare, false, no incident found |
| Dutton          | 2     | MVA, EMS            | 3        | 2 building, electrical                  |
| Grand Rapids    | 2     | MVA, EMS            | 2        | Smoke scare, cooking                    |
| Wyoming         | 7     | 4 EMS, 3 cancelled  |          |   |

### YTD AID



### SEPTEMBER REASON FOR EMS CALL (excluding Unknown, NA)

|                      |    |                  |    |                       |   |                            |    |
|----------------------|----|------------------|----|-----------------------|---|----------------------------|----|
| Abdominal Pain       | 11 | Chest Pain       | 29 | Headache              | 3 | Psych Prob/Suicide Attempt | 11 |
| Allergies            | 1  | Choking          | 2  | Heart Problems        | 3 | Sick                       | 13 |
| Animal Bite          |    | CO/Hazmat        |    | Heat/Cold Exposure    |   | Stab/Gunshot               |    |
| Assault              | 4  | Seizures         | 8  | Hemorrhage/Laceration | 1 | Stroke/CVA                 | 9  |
| Back Pain            | 2  | Diabetic Problem | 2  | Industrial Accident   |   | Traffic Accident           | 24 |
| Breathing Problem    | 59 | Drowning         |    | Medical Alarm         | 3 | Traumatic Injury           | 16 |
| Burns                |    | Eye Problem      |    | Overdose/Ingestion    | 5 | Unconscious/Fainting       | 17 |
| Cardiac Arrest/Death | 4  | Falls            | 29 | Pregnancy/Childbirth  | 6 | Well Person Check          |    |

### NARCAN USE

|                    | SEP 2023 | 2023 YTD | 2022 YTD | YTD CHANGE |
|--------------------|----------|----------|----------|------------|
| Times Administered | 4        | 26       | 11       | 136.36%    |

### CASUALTIES

|                       | SEP 2023 | 2023 YTD | 2022 YTD |
|-----------------------|----------|----------|----------|
| Fire Service Injuries | 0        | 3        | 3        |
| Civilian Injuries     | 0        | 5        | 2        |
| Fire Service Deaths   | 0        | 0        | 0        |
| Civilian Deaths       | 0        | 0        | 0        |

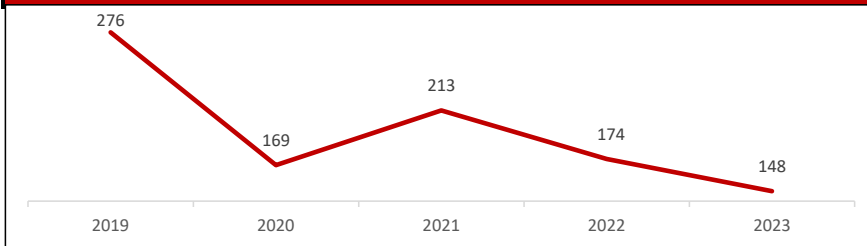
## FIRE PREVENTION BUREAU

| ACTIVITIES                     | SEP 2023 | 2023 YTD | 2022 YTD | YTD CHANGE |
|--------------------------------|----------|----------|----------|------------|
| Construction Plan Review       | 16       | 148      | 174      | -14.94%    |
| New Construction               | 1        | 5        | 12       |            |
| Remodel                        | 4        | 54       | 75       |            |
| Sprinkler                      | 3        | 27       | 35       |            |
| Site Plan                      | 2        | 19       | 21       |            |
| Fire Alarm                     | 4        | 34       | 28       |            |
| Demolition                     | 2        | 9        | 3        |            |
| Addition                       | 0        | 0        | 0        |            |
| Annual Business Inspections    | 130      | 1447     | 1215     | 19.09%     |
| Annual Initial                 | 83       | 762      | 687      |            |
| Reinspections                  | 47       | 685      | 528      |            |
| Enforcement                    | 0        | 0        | 0        |            |
| Self Inspections Returned      | 0        | 0        | 0        |            |
| Pre-Occupancy Inspections      | 1        | 3        | 0        |            |
| Certificate of Occupancy Insp. | 5        | 41       | 33       |            |
| Not Ready                      | 0        | 1        | 2        |            |
| Walk Through                   | 3        | 34       | 2        |            |
| Tent Inspections               | 0        | 0        | 0        |            |
| Protection/Detection Systems   | 3        | 101      | 102      |            |
| Complaint Investigation        | 0        | 2        | 3        |            |
| Vacant/Closed Businesses       | 24       | 77       | 39       |            |
| Investigations                 | 2        | 14       | 12       |            |
| Smoke Detector Installations   | 38       | 591      | 263      | 124.71%    |
| CO Alarm Installations         | 7        | 115      | 70       | 64.29%     |

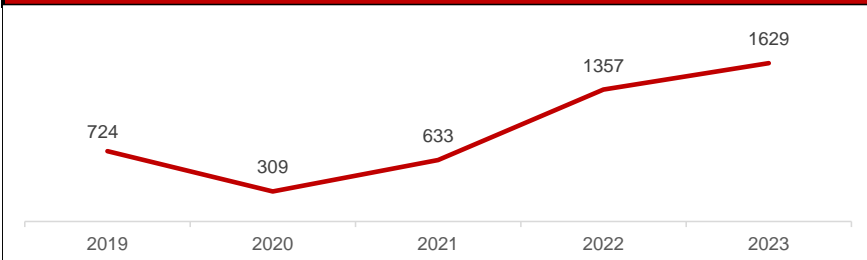
## CHEMICAL INVENTORY SURVEYS

|                  | SEP 2023 | 2023 YTD | 2022 YTD | YTD CHANGE |
|------------------|----------|----------|----------|------------|
| Surveys returned | 2        | 976      | 1132     | -13.78%    |

## 5 YR YTD TOTAL CONSTRUCTION PLAN REVIEWS



## 5 YR YTD TOTAL INSPECTIONS



## PICTURE(S) OF THE MONTH

September 14, 2023, Stowevalley Dr.



A person, camping on the deck, had been charging a lithium ion battery head lamp prior to the explosion and fire and had a full butane container next to the head lamp. Investigator determined the fire started inside the tent at the foot of the mattress on the deck near an electrical power strip.