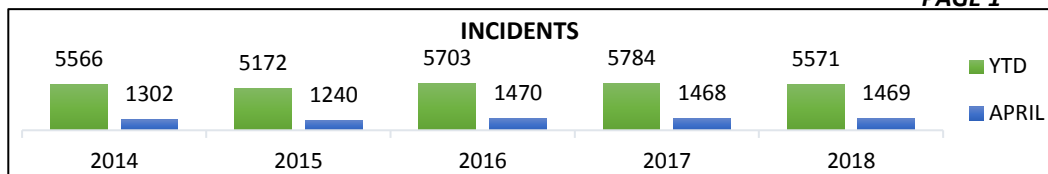


# Kentwood Police Department Monthly Statistics

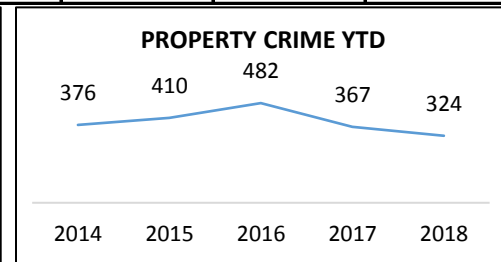
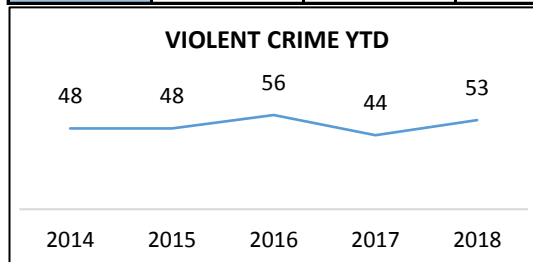
## April 2018

### Uniform Crime Reporting Data

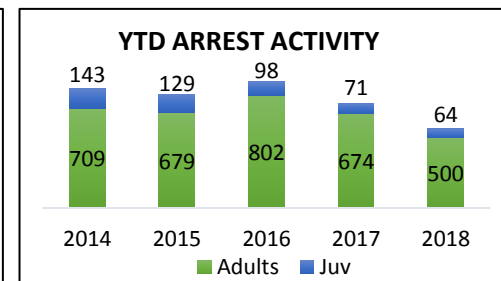
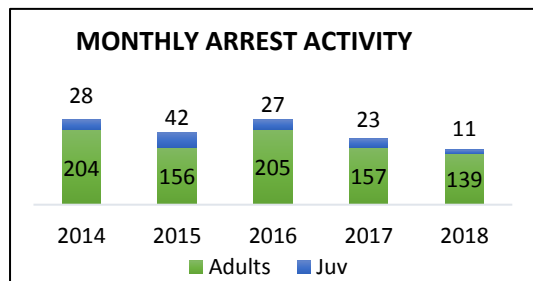
Violent Crime	APRIL '16	APRIL '17	APRIL '18	2017 YTD	2018 YTD	5 YR AVG.
Homicide	1	0	0	0	0	0.6
Criminal Sexual Conduct	1	0	3	3	9	6.4
Robbery	2	1	0	6	13	11
Aggr. Assault	8	12	12	35	31	30.8
<b>TOTAL VIOLENT</b>	<b>12</b>	<b>13</b>	<b>15</b>	<b>44</b>	<b>53</b>	<b>48.8</b>
Property Crimes	APRIL '16	APRIL '17	APRIL '18	2017 YTD	2018 YTD	5 YR AVG.
Arson	0	1	0	1	2	2.4
Burglary	18	6	15	44	45	51
Larceny	110	82	75	297	262	333
Motor Vehicle Theft	7	10	4	25	15	20.4
<b>TOTAL PROPERTY</b>	<b>135</b>	<b>99</b>	<b>94</b>	<b>367</b>	<b>324</b>	<b>407</b>



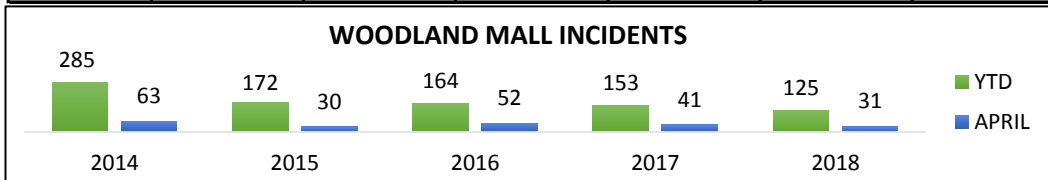
INCIDENTS	APRIL '16	APRIL '17	APRIL '18	2017 YTD	2018 YTD	5 YR AVG.
	1470	1468	1469	5784	5571	5493



Non-Index	APRIL '16	APRIL '17	APRIL '18	2017 YTD	2018 YTD	5 YR AVG.
Non-Aggravated Assault	50	40	58	185	210	132.4
Counterfeit & Forgery	1	0	2	9	14	7
Embezzlement	1	1	2	7	12	10
Fraud	18	22	21	120	110	86
Stolen Property	0	2	1	3	4	5.2
Weapons	5	3	2	10	9	10.2
Prostitution & Vice	0	0	0	0	1	0.4
Sex Offenses	1	2	3	7	3	3.2
Violation of Controlled Substance	42	27	27	96	88	123
Family & Children	10	6	3	24	21	18
Operating While Intoxicated	12	11	11	45	43	40
Disorderly Conduct	4	5	8	27	38	35
Other Non-Index Crimes	34	20	22	109	85	106.4
<b>TOTAL NON-INDEX</b>	<b>178</b>	<b>139</b>	<b>160</b>	<b>642</b>	<b>638</b>	<b>576.8</b>
<b>MINOR CRIMES</b>	<b>158</b>	<b>122</b>	<b>146</b>	<b>504</b>	<b>536</b>	<b>521.6</b>
<b>TOTAL</b>	<b>483</b>	<b>373</b>	<b>415</b>	<b>1557</b>	<b>1551</b>	<b>1554</b>



ARREST	APRIL '16	APRIL '17	APRIL '18	2017 YTD	2018 YTD	5 YR AVG.
ADULT	205	157	139	674	500	679.6
JUV	27	23	11	71	64	105.6



MALL	APRIL '16	APRIL '17	APRIL '18	2017 YTD	2018 YTD	5 YR AVG.
	52	41	31	153	125	180.4

\*FBI changed the definition of Criminal Sexual Conduct in 2013.

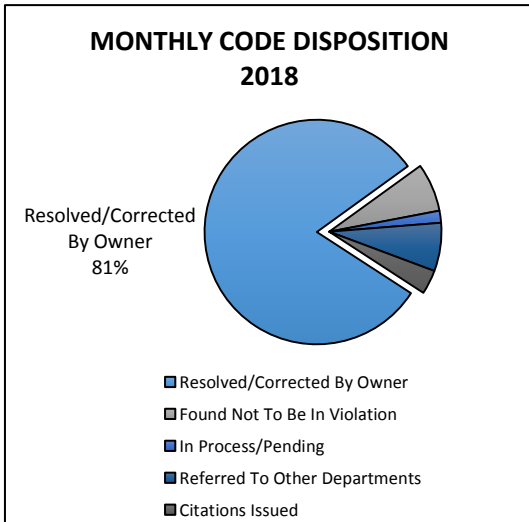
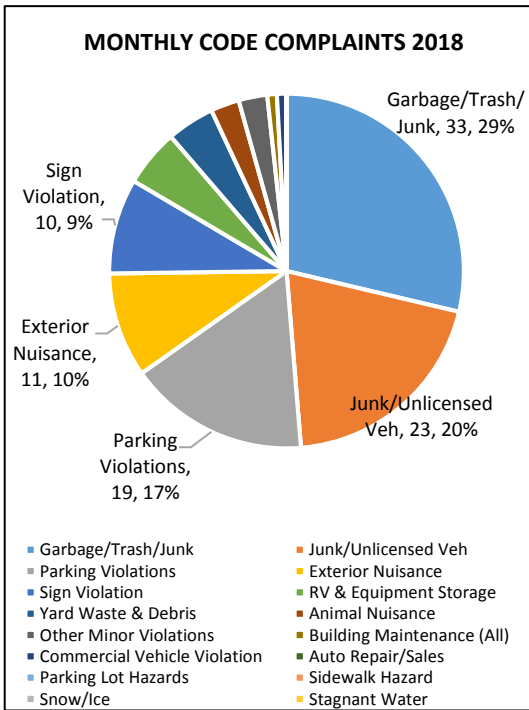
\*Data on Woodland Mall does not include the current anchor stores (JC Penneys, Macy's, & Kohl's).  
 \*Prior to May 1st, 2013 an incident number was not taken for every incident that occurred at the mall.

# Kentwood Police Department Monthly Statistics April 2018

## Code Complaint/Disposition Data

Complaints	APRIL '17	APRIL '18	2017 YTD	2018 YTD
Animal Nuisance	0	3	3	5
Auto Repair/Sales	2	0	5	4
Building Maintenance (All)	7	1	21	3
Commercial Vehicle Violation	1	1	8	2
Exterior Nuisance	3	11	12	30
Garbage/Trash/Junk	28	33	92	70
Junk/Unlicensed Veh	18	23	104	65
Parking Lot Hazards	0	0	0	0
Parking Violations	21	19	136	103
RV & Equipment Storage	11	6	37	18
Sidewalk Hazard	1	0	5	9
Sign Violation	4	10	20	16
Snow/Ice	0	0	42	209
Stagnant Water	0	0	0	0
Vision Obstruction	0	0	0	1
Grass/Weeds	2	0	2	0
Yard Waste & Debris	11	5	22	11
Other Minor Violations	5	3	8	11
<b>TOTAL COMPLAINTS</b>	<b>114</b>	<b>115</b>	<b>517</b>	<b>557</b>

Complaint Disposition	APRIL '17	APRIL '18	2017 YTD	2018 YTD
Resolved/Corrected By Owner	91	93	427	482
Found Not To Be In Violation	8	8	26	30
In Process/Pending	3	2	7	10
Referred To Other Dpts.	3	8	10	25
Citations Issued	9	4	47	10
<b>DISPOSITION TOTAL</b>	<b>114</b>	<b>115</b>	<b>517</b>	<b>557</b>



Traffic	APRIL '17	APRIL '18	2017 YTD	2018 YTD	5 YR AVG
PD	80	90	355	362	364
PI	22	31	102	104	93
Citation	464	650	1993	2174	2560
<b>Totals</b>	<b>566</b>	<b>771</b>	<b>2450</b>	<b>2640</b>	<b>3017</b>

