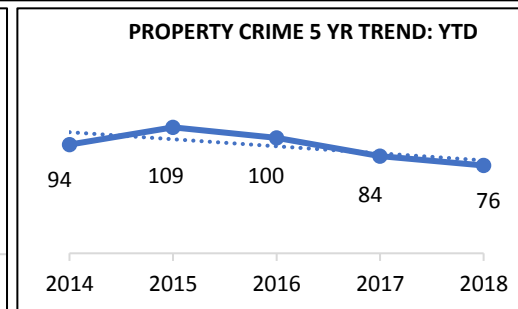
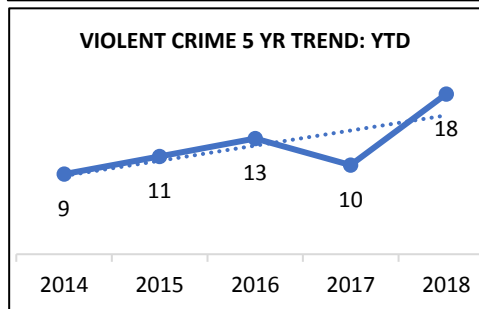
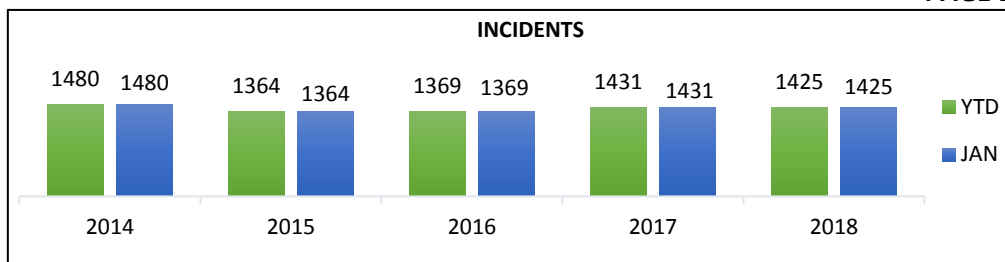


Kentwood Police Department Monthly Statistics

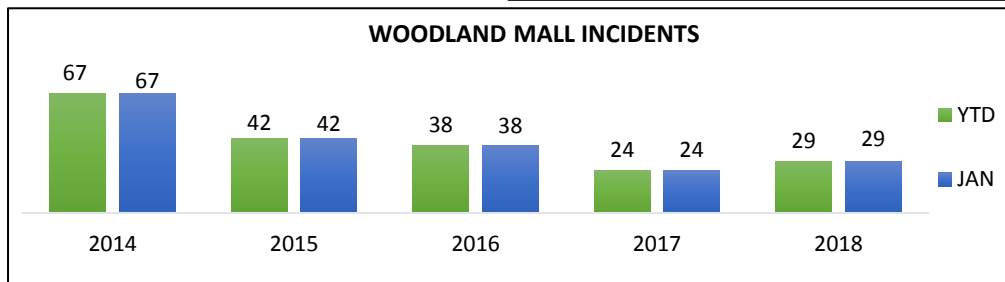
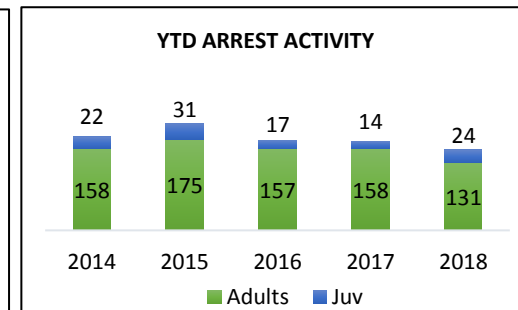
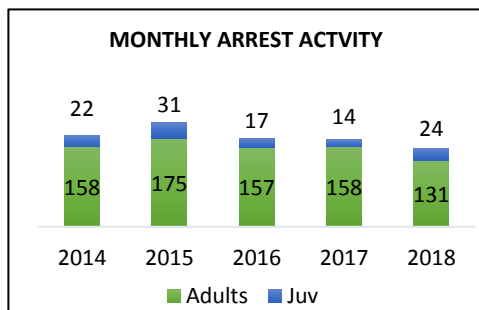
January 2018

Uniform Crime Reporting Data

Violent Crime	JAN '16	JAN '17	JAN '18	2017 YTD	2018 YTD	5 YR AVG.
Homicide	0	0	0	0	0	0.4
Criminal Sexual Conduct	2	0	4	0	4	1
Robbery	2	2	6	2	6	2.6
Aggr. Assault	9	8	8	8	8	7.2
TOTAL VIOLENT	13	10	18	10	18	11.2
Property Crimes	JAN '16	JAN '17	JAN '18	2017 YTD	2018 YTD	5 YR AVG.
Arson	0	0	1	0	1	0.4
Burglary	13	5	9	5	9	11.2
Larceny	80	75	60	75	60	83.2
Motor Vehicle Theft	7	4	6	4	6	4
TOTAL PROPERTY	100	84	76	84	76	98.8



Non-Index	JAN '16	JAN '17	JAN '18	2017 YTD	2018 YTD	5 YR AVG.
Non-Aggravated Assault	29	42	49	42	49	29.8
Counterfeit & Forgery	1	0	5	0	5	0.8
Embezzlement	2	2	5	2	5	1.6
Fraud	26	26	31	26	31	18.2
Stolen Property	0	0	2	0	2	1.2
Weapons	2	1	1	1	1	1
Prostitution & Vice	0	0	1	0	1	0
Sex Offenses	0	0	0	0	0	0.2
Violation of Controlled Substance	24	22	17	22	17	24
Family & Children	3	3	5	3	5	2.2
Operating While Intoxicated	7	9	9	9	9	8.6
Disorderly Conduct	10	3	12	3	12	9.8
Other Non-Index Crimes	19	23	19	23	19	18
TOTAL NON-INDEX	123	131	156	131	156	115.4
MINOR CRIMES	110	131	120	131	120	130
TOTAL	346	356	370	356	370	355



*Data on Woodland Mall does not include the anchor stores (JCP, Macy's, Kohl's)

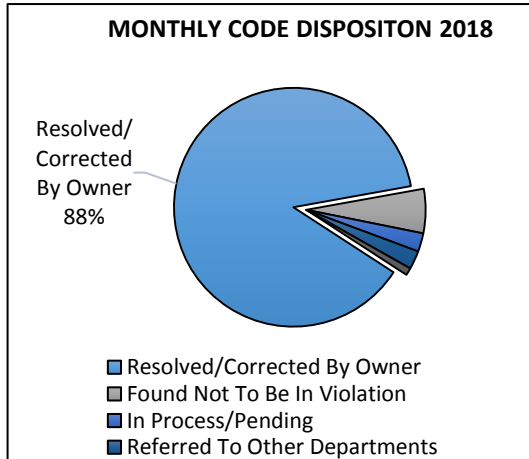
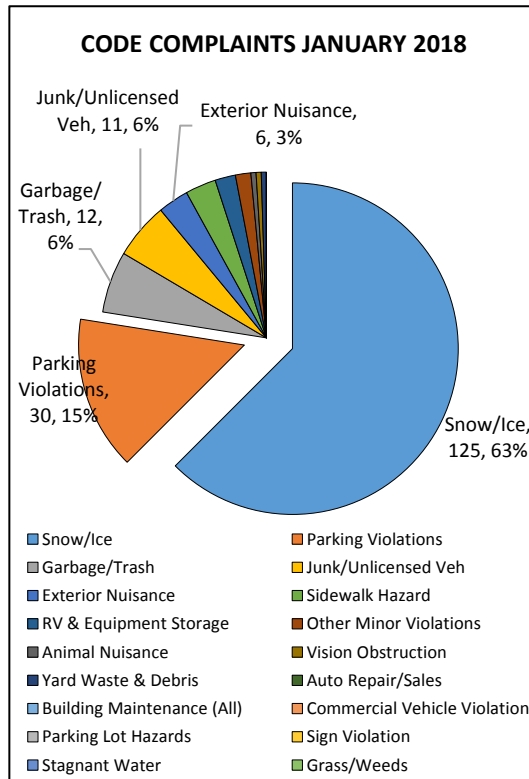
*FBI changed the definition of Criminal Sexual Conduct in 2013
 **% Change is a calculation of the difference in 2017 data and 5 year average data.

Kentwood Police Department Monthly Statistics January 2018

Code Complaint/Disposition Data

Complaints	JAN '17	JAN '18	2017 YTD	2018 YTD
Animal Nuisance	0	1	0	1
Auto Repair/Sales	0	0	0	0
Building Maintenance (All)	2	0	2	0
Commercial Vehicle Violation	1	0	1	0
Exterior Nuisance	1	6	1	6
Garbage/Trash/Junk	20	12	20	12
Junk/Unlicensed Vehicle	40	11	40	11
Parking Lot Hazards	0	0	0	0
Parking Violations	51	30	51	30
RV & Equipment Storage	9	4	9	4
Sidewalk Hazard	0	6	0	6
Sign Violation	2	0	2	0
Snow/Ice	41	125	41	125
Stagnant Water	0	0	0	0
Vision Obstruction	0	1	0	1
Grass/Weeds	0	0	0	0
Yard Waste & Debris	5	1	5	1
Other Minor Violations	2	3	2	3
TOTAL COMPLAINTS	174	200	174	200

Complaint Disposition	JAN '17	JAN '18	2017 YTD	2018 YTD
Resolved/Corrected By Owner	154	176	154	176
Found Not To Be In Violation	5	12	5	12
In Process/Pending	2	5	2	5
Referred To Other Dpts.	1	5	1	5
Citations Issued	12	2	12	2
DISPOSITION TOTAL	174	200	174	200



Traffic	JAN '17	JAN '18	2017 YTD	2018 YTD	5 YR AVG
PD	86	94	86	94	109.8
PI	27	24	27	24	24.6
Citation	471	419	471	419	558.8
Total	584	537	584	537	693

