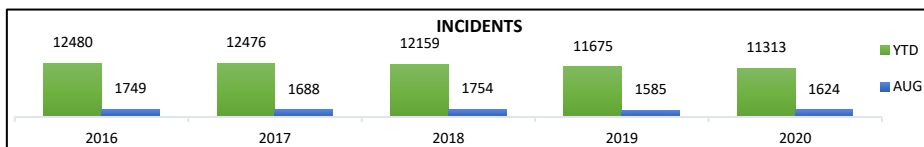


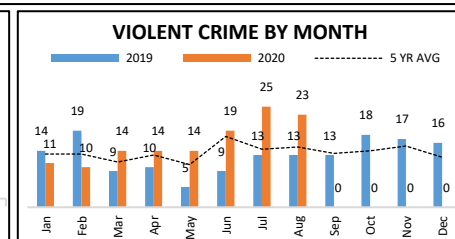
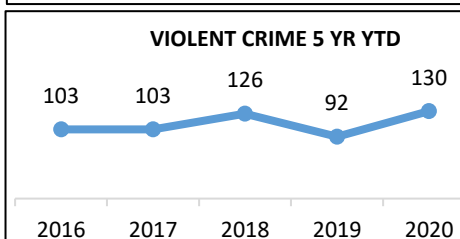
# Kentwood Police Department Monthly Statistics

## August 2020

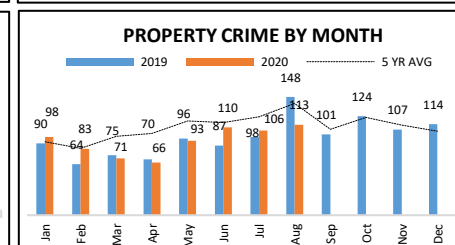
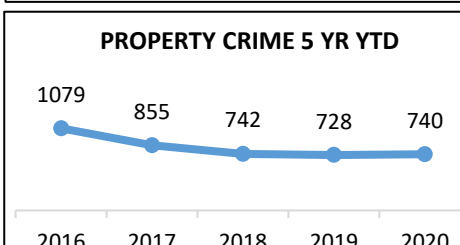
Incidents	AUG '18	AUG '19	AUG '20	2019 YTD	2020 YTD	5 YR AVG
		1754	1585	1624	11675	11313



Violent Crime	AUG '18	AUG '19	AUG '20	2019 YTD	2020 YTD	5 YR AVG
	Homicide	0	0	1	0	4
Criminal Sexual Conduct	5	3	3	12	15	15.4
Robbery	4	3	5	15	18	22
Aggr. Assault	13	7	14	65	93	70.6
<b>TOTAL VIOLENT</b>	<b>22</b>	<b>13</b>	<b>23</b>	<b>92</b>	<b>130</b>	<b>108.2</b>

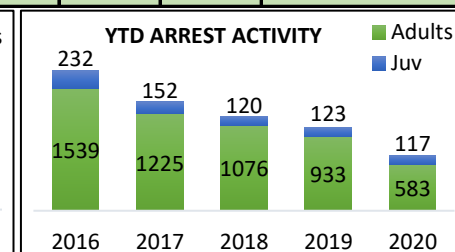
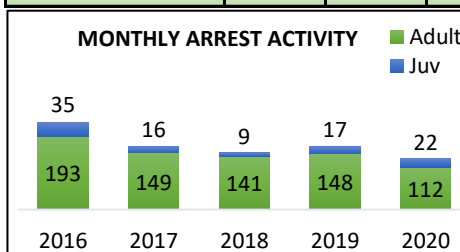


Property Crimes	AUG '18	AUG '19	AUG '20	2019 YTD	2020 YTD	5 YR AVG
	Arson	0	0	0	1	4
Burglary	26	29	18	103	119	132.2
Larceny	75	108	73	581	520	689.8
Motor Vehicle Theft	7	11	22	43	97	47.4
<b>TOTAL PROPERTY</b>	<b>108</b>	<b>148</b>	<b>113</b>	<b>728</b>	<b>740</b>	<b>873</b>

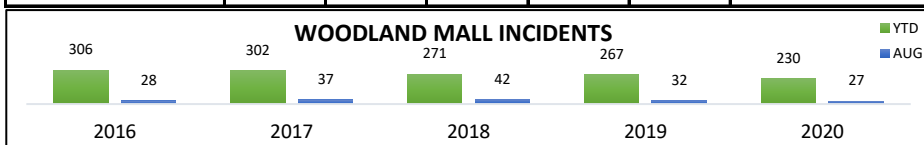


Non-Index	AUG '18	AUG '19	AUG '20	2019 YTD	2020 YTD	5 YR AVG
	Non-Aggravated Assault	47	51	61	378	384
Counterfeit & Forgery	4	5	1	29	17	22.8
Embezzlement	1	1	2	14	8	18.6
Fraud	20	27	29	178	175	196.2
Stolen Property	0	4	1	12	10	12.6
Weapons	5	5	18	43	56	29.6
Prostitution & Vice	0	0	0	1	1	1.4
Sex Offenses	1	3	2	13	5	8.6
VCSA	27	6	4	72	40	222.4
Family & Children	3	14	10	59	45	50.6
Operating While Intoxicated	10	15	9	72	62	82
Disorderly Conduct	15	13	7	98	66	93.4
Other Non-Index Crimes	28	33	51	234	279	254.2
<b>TOTAL NON-INDEX</b>	<b>161</b>	<b>177</b>	<b>195</b>	<b>1203</b>	<b>1148</b>	<b>1351.2</b>
<b>MINOR CRIMES</b>	<b>150</b>	<b>175</b>	<b>125</b>	<b>1145</b>	<b>816</b>	<b>1089.6</b>
<b>TOTAL OFFENSES</b>	<b>441</b>	<b>513</b>	<b>456</b>	<b>3168</b>	<b>2834</b>	<b>3422</b>

ARREST	AUG '18	AUG '19	AUG '20	2019 YTD	2020 YTD	5 YR AVG
	Adult	141	148	112	933	583
Juvenile	9	17	22	123	117	174.4
<b>TOTAL ARRESTS</b>	<b>150</b>	<b>165</b>	<b>134</b>	<b>1056</b>	<b>700</b>	<b>1424</b>



WOODLAND MALL	AUG '18	AUG '19	AUG '20	2019 YTD	2020 YTD	5 YR AVG
	Incidents	42	32	27	267	230

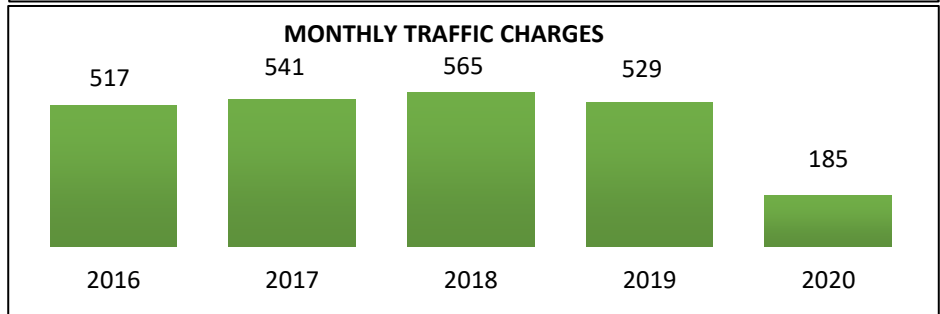
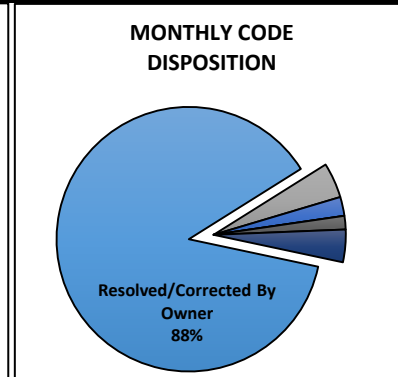
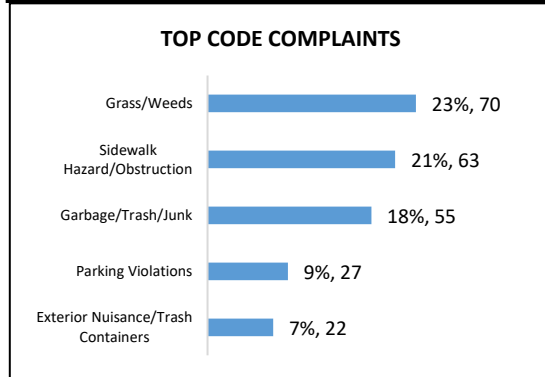
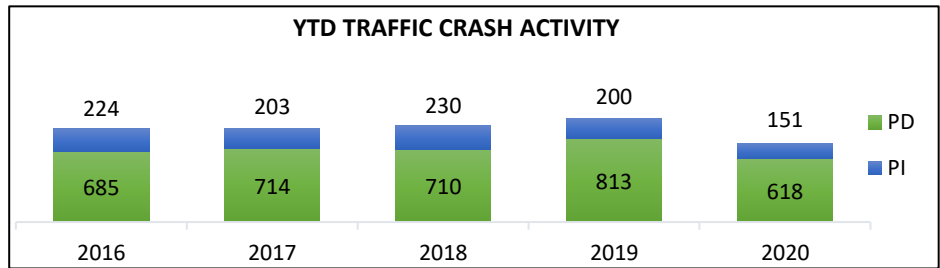
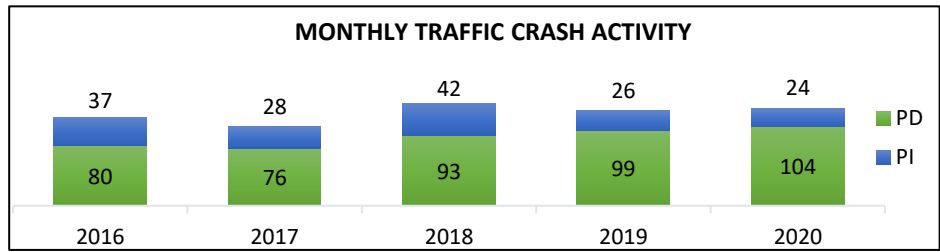


\*DATA PRESENTED THROUGHOUT THE YEAR IS SUBJECT TO CHANGE PENDING END OF YEAR DATA COLLECTION.

## Kentwood Police Department Monthly Statistics August 2020

Complaints	AUG '18	AUG '19	AUG '20	2019 YTD	2020 YTD	5 YR AVG
Animal Nuisance	5	3	1	14	16	15.2
Auto Repair/Sales	1	8	4	30	25	17.6
Building Maintenance (All)	6	13	22	87	58	34.6
Commercial Vehicle Violation	3	2	1	9	16	9.8
Exterior Nuisance	13	11	22	44	92	65.0
Garbage/Trash/Junk	23	47	55	313	252	214.6
Junk/Unlicensed Veh	26	19	13	207	141	168.4
Parking Lot Hazards	1	0	0	1	0	0.4
Parking Violations	36	23	27	245	202	242.8
RV & Equipment Storage	18	23	9	144	93	100.4
Sidewalk Hazard	35	79	63	157	148	56.8
Sign Violation	4	10	6	96	20	34.2
Snow/Ice	0	0	0	224	180	210.8
Stagnant Water	3	0	0	2	6	3.8
Vision Obstruction	0	0	0	0	0	3.2
Grass/Weeds	87	79	70	468	397	518.2
Yard Waste & Debris	13	9	8	44	43	57.2
Other Minor Violations	5	0	0	3	8	24.2
Zoning	9	0	1	0	1	1.8
<b>TOTAL COMPLAINTS</b>	<b>288</b>	<b>326</b>	<b>302</b>	<b>2088</b>	<b>1698</b>	<b>1779</b>

Traffic	JULY '18	JULY '19	JULY '20	2019 YTD	2020 YTD	5 YR AVG
Property Damage	93	99	104	813	618	723.4
Personal Injury	42	26	24	200	151	209.2
<b>Total Accidents</b>	<b>135</b>	<b>125</b>	<b>128</b>	<b>1013</b>	<b>769</b>	<b>933</b>
Citation	565	529	185	3924	1667	4630.4



Complaint Disposition	AUG '18	AUG '19	AUG '20	2019 YTD	2020 YTD	5 YR AVG
Resolved/Corrected By Owner	245	307	265	1899	1563	1515
Corrected By City	0	3	13	25	25	5
Found Not To Be In Violation	10	5	7	55	30	88.2
In Process/Pending	0	0	0	1	0	51.2
Referred To Other Dpts.	27	7	5	65	41	55.2
Citations Issued	6	4	12	43	39	64.4
<b>TOTAL DISPOSITION</b>	<b>288</b>	<b>326</b>	<b>302</b>	<b>2088</b>	<b>1698</b>	<b>1779</b>

