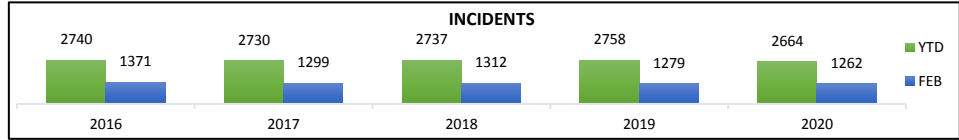


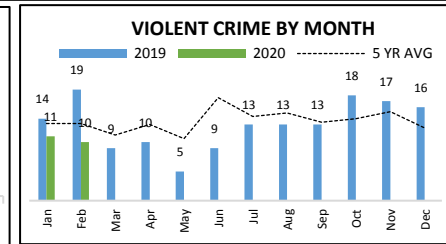
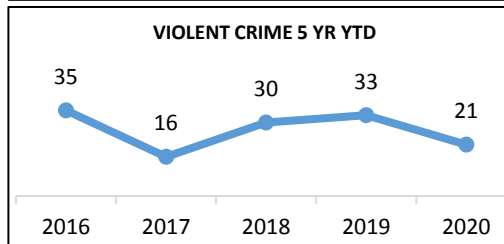
# Kentwood Police Department Monthly Statistics

## February 2020

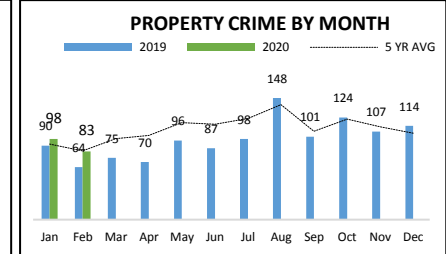
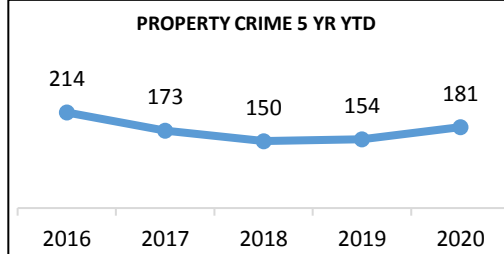
Incidents	FEB '18	FEB '19	FEB '20	2019 YTD	2020 YTD	5 YR AVG
		1312	1279	1262	2758	2664



Violent Crime	FEB '18	FEB '19	FEB '20	2019 YTD	2020 YTD	5 YR AVG
	Homicide	0	0	0	0	0
Criminal Sexual Conduct	1	1	1	3	3	3.4
Robbery	5	4	1	6	2	6.8
Aggr. Assault	6	14	8	24	16	16.2
<b>TOTAL VIOLENT</b>	<b>12</b>	<b>19</b>	<b>10</b>	<b>33</b>	<b>21</b>	<b>26.4</b>

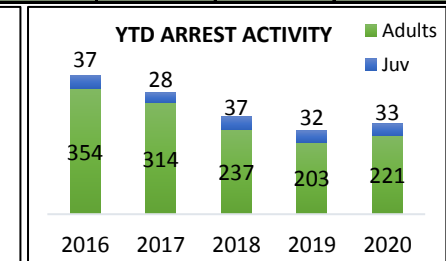
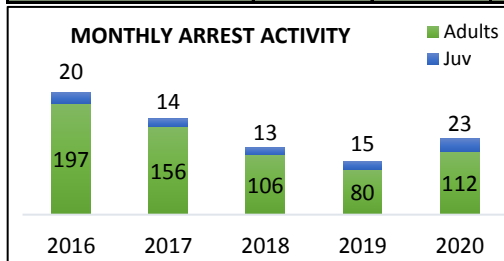


Property Crimes	FEB '18	FEB '19	FEB '20	2019 YTD	2020 YTD	5 YR AVG
	Arson	0	0	0	0	1
Burglary	9	7	7	23	19	23.4
Larceny	62	52	70	121	147	142.2
Motor Vehicle Theft	3	5	6	10	14	9.4
<b>TOTAL PROPERTY</b>	<b>74</b>	<b>64</b>	<b>83</b>	<b>154</b>	<b>181</b>	<b>175.4</b>

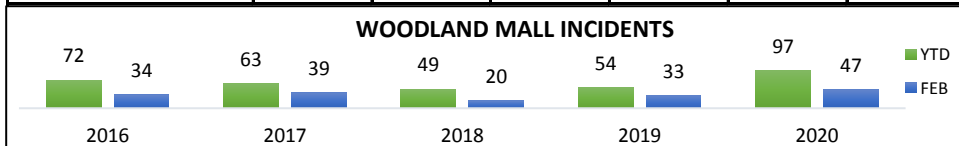


Non-Index	FEB '18	FEB '19	FEB '20	2019 YTD	2020 YTD	5 YR AVG
	Non-Aggravated Assault	31	39	44	87	77
Counterfeit & Forgery	4	1	3	2	6	4.8
Embezzlement	2	6	1	8	3	6.4
Fraud	29	18	16	39	34	48
Stolen Property	1	3	1	3	3	2.2
Weapons	5	4	2	9	6	5.8
Prostitution & Vice	0	0	0	0	0	0.2
Sex Offenses	0	2	0	3	0	1.4
VCSA	13	6	3	12	9	41.8
Family & Children	1	2	6	8	8	7.6
Operating While Intoxicated	8	9	7	19	24	18.8
Disorderly Conduct	9	9	6	17	8	21
Other Non-Index Crimes	25	23	23	40	42	46
<b>TOTAL NON-INDEX</b>	<b>128</b>	<b>122</b>	<b>112</b>	<b>247</b>	<b>220</b>	<b>282.8</b>
<b>MINOR CRIMES</b>	<b>143</b>	<b>96</b>	<b>153</b>	<b>266</b>	<b>263</b>	<b>252.4</b>
<b>TOTAL OFFENSES</b>	<b>357</b>	<b>301</b>	<b>358</b>	<b>700</b>	<b>685</b>	<b>737</b>

ARREST	FEB '18	FEB '19	FEB '20	2019 YTD	2020 YTD	5 YR AVG
	Adult	106	80	112	203	221
Juvenile	13	15	23	32	33	37
<b>TOTAL ARRESTS</b>	<b>119</b>	<b>95</b>	<b>135</b>	<b>235</b>	<b>254</b>	<b>323.6</b>



WOODLAND MALL	FEB '18	FEB '19	FEB '20	2019 YTD	2020 YTD	5 YR AVG
	Incidents	20	33	47	54	97

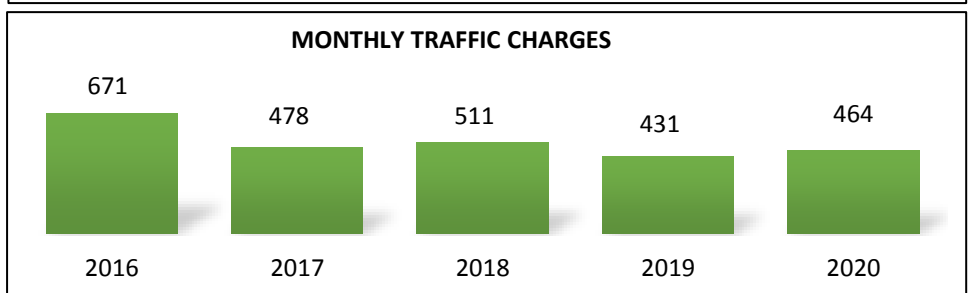
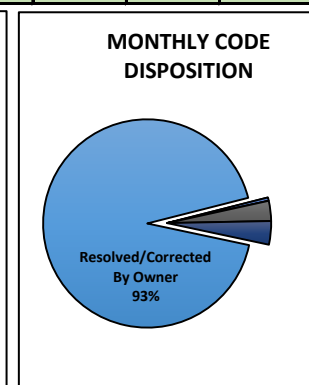

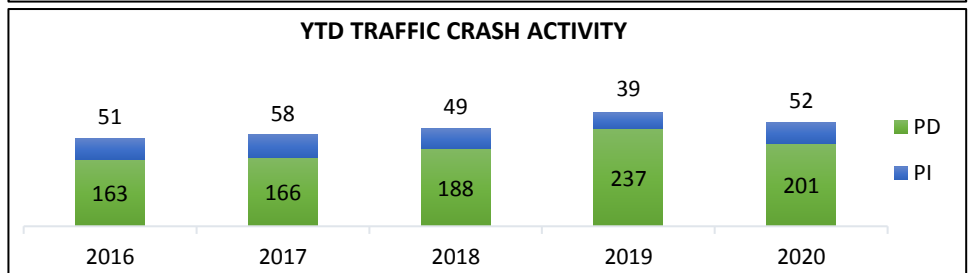
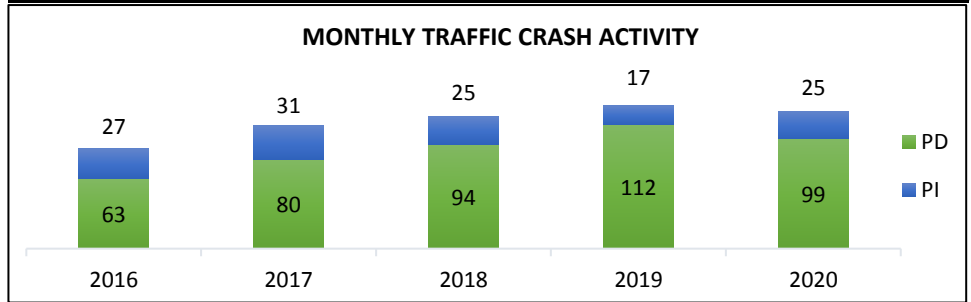


\*DATA PRESENTED THROUGHOUT THE YEAR IS SUBJECT TO CHANGE PENDING END OF YEAR DATA COLLECTION.

## Kentwood Police Department Monthly Statistics February 2020

Complaints	FEB '18	FEB '19	FEB '20	2019 YTD	2020 YTD	5 YR AVG
Animal Nuisance	1	1	3	1	4	1.4
Auto Repair/Sales	1	0	1	0	6	0.8
Building Maintenance (All)	1	2	1	11	5	4.4
Commercial Vehicle Violation	1	1	3	1	6	1.2
Exterior Nuisance	2	0	10	2	21	4.0
Garbage/Trash/Junk	3	24	31	59	67	31.0
Junk/Unlicensed Veh	12	11	51	48	85	35.6
Parking Lot Hazards	0	0	0	0	0	0.0
Parking Violations	9	15	40	60	96	48.0
RV & Equipment Storage	0	9	22	29	45	13.0
Sidewalk Hazard	2	1	2	2	2	4.2
Sign Violation	0	7	3	13	6	5.8
Snow/Ice	84	148	22	174	180	182.6
Stagnant Water	0	0	0	0	0	0.2
Vision Obstruction	0	0	0	0	0	0.4
Grass/Weeds	0	1	0	9	1	1.8
Yard Waste & Debris	1	0	2	8	9	6.4
Other Minor Violations	1	0	1	0	2	4.6
Zoning	0	0	0	0	0	0.0
<b>TOTAL COMPLAINTS</b>	<b>118</b>	<b>220</b>	<b>192</b>	<b>417</b>	<b>535</b>	<b>345</b>

Traffic	FEB '18	FEB '19	FEB '20	2019 YTD	2020 YTD	5 YR AVG
Property Damage	94	112	99	237	201	206.0
Personal Injury	25	17	25	39	52	49.6
<b>Total Accidents</b>	<b>119</b>	<b>129</b>	<b>124</b>	<b>954</b>	<b>863</b>	<b>1064</b>
Citation	511	431	464	276	253	255.6



Complaint Disposition	FEB '18	FEB '19	FEB '20	2019 YTD	2020 YTD	5 YR AVG
Resolved/Corrected By Owner	107	202	178	359	499	295
Corrected By City	0	1	0	1	1	0.2
Found Not To Be In Violation	2	4	1	12	6	16.6
In Process/Pending	1	1	0	1	0	8.4
Referred To Other Dpts.	5	6	6	23	13	13.2
Citations Issued	3	6	7	21	16	12
<b>TOTAL DISPOSITION</b>	<b>118</b>	<b>220</b>	<b>192</b>	<b>417</b>	<b>535</b>	<b>345.4</b>

