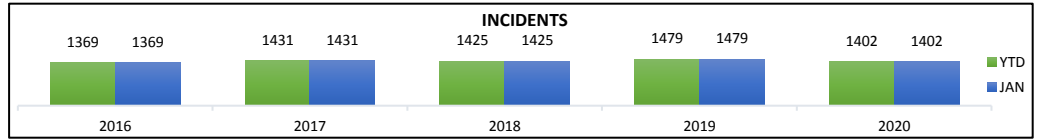


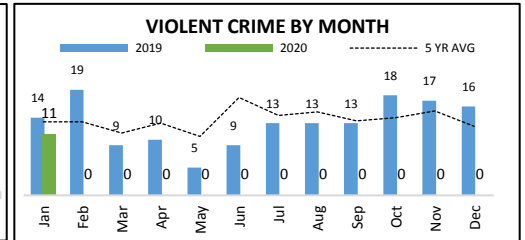
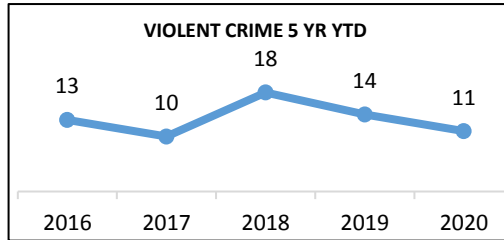
# Kentwood Police Department Monthly Statistics

## January 2020

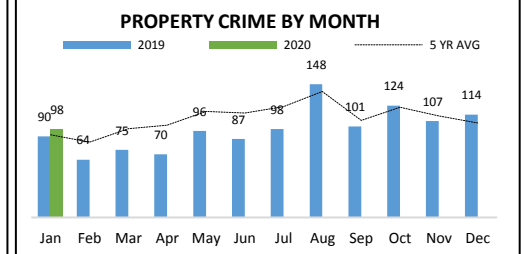
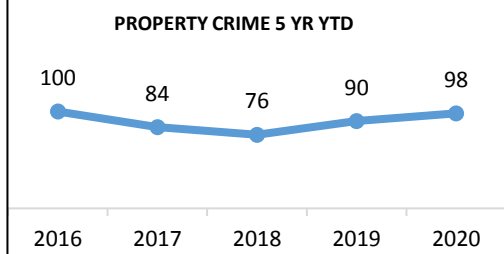
Incidents	JAN '18	JAN '19	JAN '20	2019 YTD	2020 YTD	5 YR AVG
	1425	1479	1402	1479	1402	1413.6



Violent Crime	JAN '18	JAN '19	JAN '20	2019 YTD	2020 YTD	5 YR AVG
	Homicide	0	0	0	0	0
Criminal Sexual Conduct	4	2	2	2	2	1.6
Robbery	6	2	1	2	1	3.2
Aggr. Assault	8	10	8	10	8	8.4
<b>TOTAL VIOLENT</b>	<b>18</b>	<b>14</b>	<b>11</b>	<b>14</b>	<b>11</b>	<b>13.2</b>

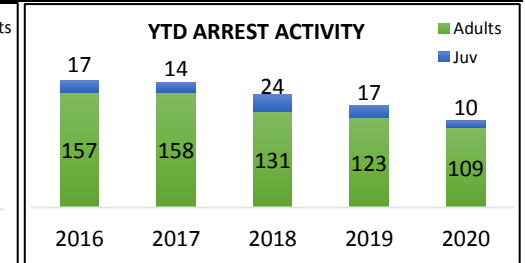
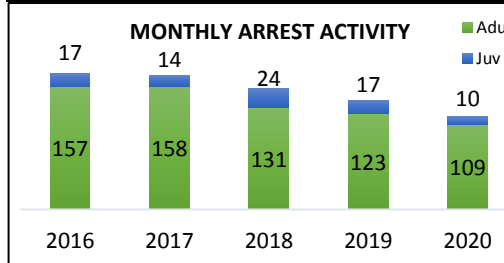


Property Crimes	JAN '18	JAN '19	JAN '20	2019 YTD	2020 YTD	5 YR AVG
	Arson	1	0	1	0	1
Burglary	9	16	12	16	12	10.6
Larceny	60	69	77	69	77	75.8
Motor Vehicle Theft	6	5	8	5	8	5.2
<b>TOTAL PROPERTY</b>	<b>76</b>	<b>90</b>	<b>98</b>	<b>90</b>	<b>98</b>	<b>91.8</b>

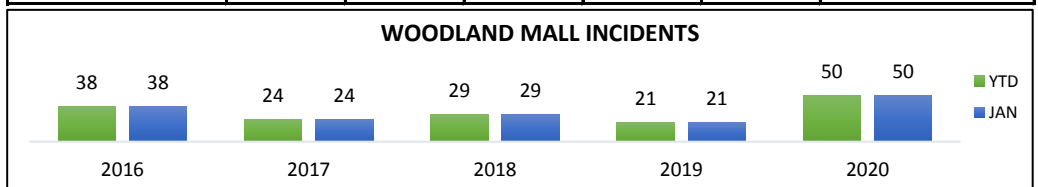


Non-Index	JAN '18	JAN '19	JAN '20	2019 YTD	2020 YTD	5 YR AVG
	Non-Aggravated Assault	49	48	33	48	33
Counterfeit & Forgery	5	1	3	1	3	1.4
Embezzlement	5	2	2	2	2	2.4
Fraud	31	21	18	21	18	23.4
Stolen Property	2	0	2	0	2	0.8
Weapons	1	5	4	5	4	1.8
Prostitution & Vice	1	0	0	0	0	0.2
Sex Offenses	0	1	0	1	0	0.4
VCSA	17	6	6	6	6	22.4
Family & Children	5	6	2	6	2	4.2
Operating While Intoxicated	9	10	17	10	17	9.4
Disorderly Conduct	12	8	2	8	2	10
Other Non-Index Crimes	19	17	19	17	19	19.8
<b>TOTAL NON-INDEX</b>	<b>156</b>	<b>125</b>	<b>108</b>	<b>125</b>	<b>108</b>	<b>139.6</b>
<b>MINOR CRIMES</b>	<b>120</b>	<b>170</b>	<b>110</b>	<b>170</b>	<b>110</b>	<b>137.4</b>
<b>TOTAL OFFENSES</b>	<b>370</b>	<b>399</b>	<b>327</b>	<b>399</b>	<b>327</b>	<b>382</b>

ARREST	JAN '18	JAN '19	JAN '20	2019 YTD	2020 YTD	5 YR AVG
	Adult	131	123	109	123	109
Juvenile	24	17	10	17	10	20.6
<b>TOTAL ARRESTS</b>	<b>155</b>	<b>140</b>	<b>119</b>	<b>140</b>	<b>119</b>	<b>169.4</b>



WOODLAND MALL	JAN '18	JAN '19	JAN '20	2019 YTD	2020 YTD	5 YR AVG
	Incidents	29	21	50	21	50

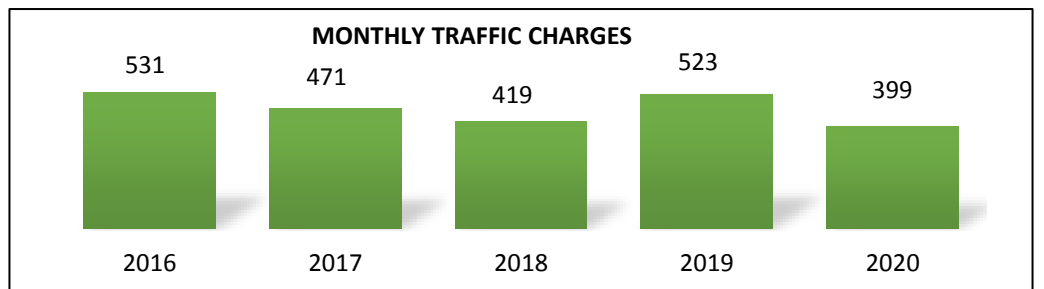
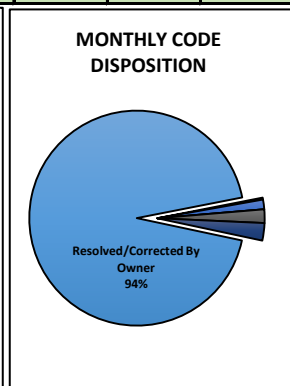

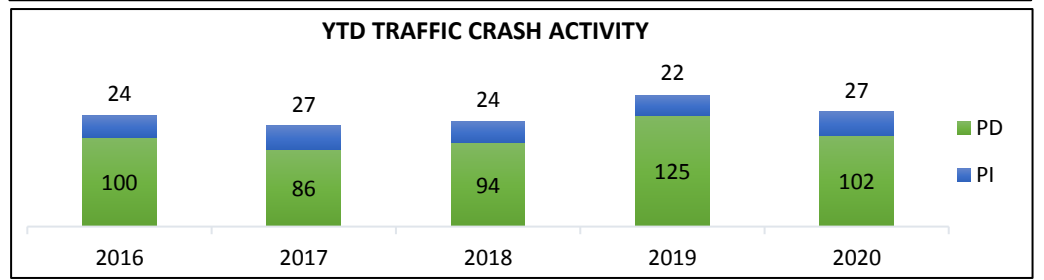
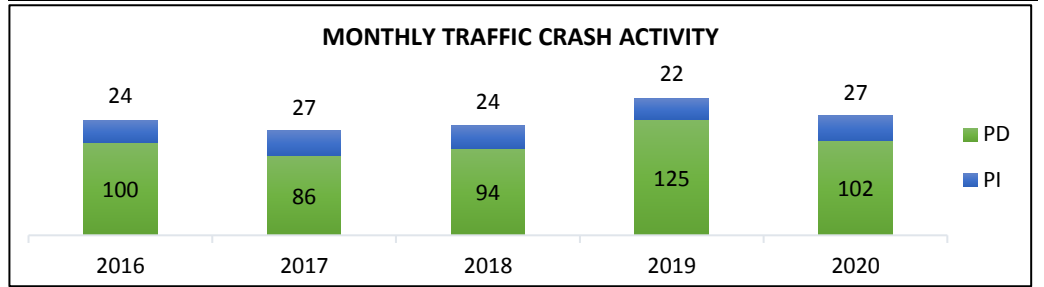


\*DATA PRESENTED THROUGHOUT THE YEAR IS SUBJECT TO CHANGE PENDING END OF YEAR DATA COLLECTION.

## Kentwood Police Department Monthly Statistics January 2020

Complaints	JAN '18	JAN '19	JAN '20	2019 YTD	2020 YTD	5 YR AVG
Animal Nuisance	1	0	1	0	1	0.8
Auto Repair/Sales	0	0	5	0	5	0.2
Building Maintenance (All)	0	9	4	9	4	2.6
Commercial Vehicle Violation	0	0	3	0	3	0.2
Exterior Nuisance	6	2	11	2	11	3.2
Garbage/Trash/Junk	12	35	36	35	36	17.0
Junk/Unlicensed Veh	11	37	34	37	34	21.0
Parking Lot Hazards	0	0	0	0	0	0.0
Parking Violations	30	45	56	45	56	30.0
RV & Equipment Storage	4	20	23	20	23	8.4
Sidewalk Hazard	6	1	0	1	0	1.4
Sign Violation	0	6	3	6	3	1.8
Snow/Ice	125	26	158	26	158	104.2
Stagnant Water	0	0	0	0	0	0.0
Vision Obstruction	1	0	0	0	0	0.2
Grass/Weeds	0	8	1	8	1	1.6
Yard Waste & Debris	1	8	7	8	7	4.8
Other Minor Violations	3	0	1	0	1	2.4
Zoning	0	0	0	0	0	0.0
<b>TOTAL COMPLAINTS</b>	<b>200</b>	<b>197</b>	<b>343</b>	<b>197</b>	<b>343</b>	<b>200</b>

Traffic	JAN '18	JAN '19	JAN '20	2019 YTD	2020 YTD	5 YR AVG
Property Damage	94	125	102	125	102	114.8
Personal Injury	24	22	27	22	27	24.2
<b>Total Accidents</b>	<b>118</b>	<b>147</b>	<b>129</b>	<b>147</b>	<b>129</b>	<b>139</b>
Citation	419	523	399	523	399	547.0



Complaint Disposition	JAN '18	JAN '19	JAN '20	2019 YTD	2020 YTD	5 YR AVG
Resolved/Corrected By Owner	176	157	321	157	321	173.6
Corrected By City	0	0	1	0	1	0
Found Not To Be In Violation	12	8	5	8	5	8.8
In Process/Pending	5	0	0	0	0	3
Referred To Other Dpts.	5	17	7	17	7	7.6
Citations Issued	2	15	9	15	9	6.8
<b>TOTAL DISPOSITION</b>	<b>200</b>	<b>197</b>	<b>343</b>	<b>197</b>	<b>343</b>	<b>200</b>

