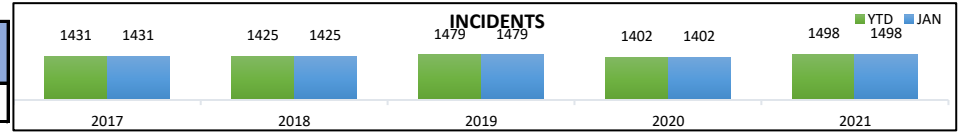


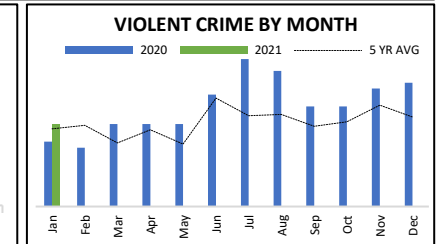
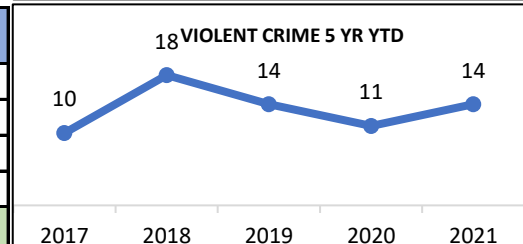
# Kentwood Police Department Monthly Statistics

## January 2021

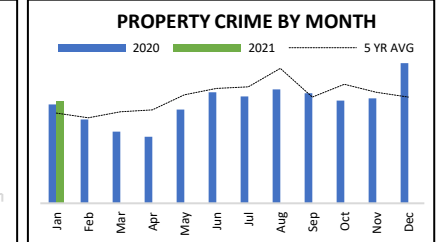
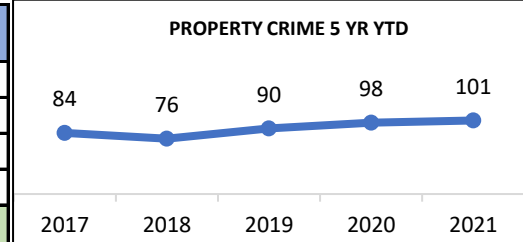
Incidents	JAN '19	JAN '20	JAN '21	2020 YTD	2021 YTD	5 YR AVG
	1479	1402	1498	1402	1498	1421.2



Violent Crime	JAN '19	JAN '20	JAN '21	2020 YTD	2021 YTD	5 YR AVG
	Homicide	0	0	0	0	0
Criminal Sexual Conduct	2	2	1	2	1	2
Robbery	2	1	3	1	3	2.6
Aggr. Assault	10	8	10	8	10	8.6
<b>TOTAL VIOLENT</b>	<b>14</b>	<b>11</b>	<b>14</b>	<b>11</b>	<b>14</b>	<b>13.2</b>

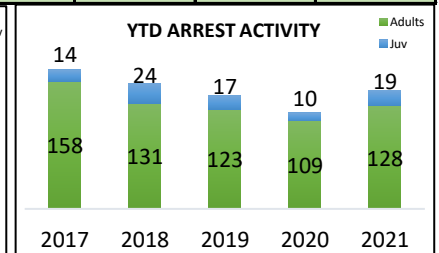
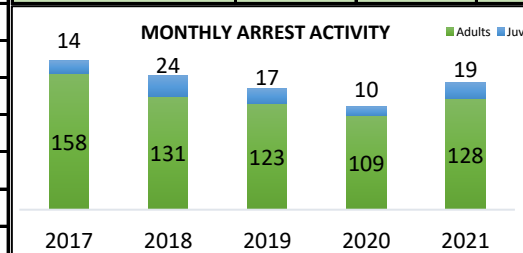


Property Crimes	JAN '19	JAN '20	JAN '21	2020 YTD	2021 YTD	5 YR AVG
	Arson	0	1	0	1	0
Burglary	16	12	10	12	10	11
Larceny	69	77	72	77	72	72.2
Motor Vehicle Theft	5	8	19	8	19	6
<b>TOTAL PROPERTY</b>	<b>90</b>	<b>98</b>	<b>101</b>	<b>98</b>	<b>101</b>	<b>89.6</b>

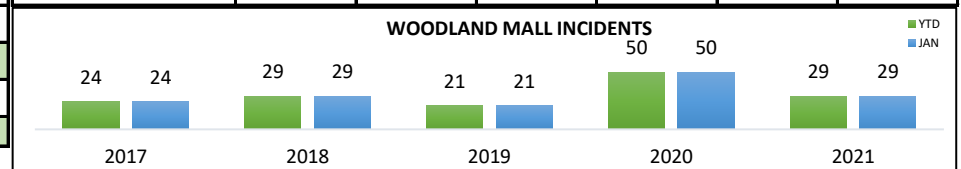


Non-Index	JAN '19	JAN '20	JAN '21	2020 YTD	2021 YTD	5 YR AVG
	Non-Aggravated Assault	48	33	66	33	66
Counterfeit & Forgery	1	3	0	3	0	2
Embezzlement	2	2	2	2	2	2.6
Fraud	21	18	26	18	26	24.4
Stolen Property	0	2	2	2	2	0.8
Weapons	5	4	12	4	12	2.6
Prostitution & Vice	0	0	0	0	0	0.2
Sex Offenses	1	0	0	0	0	0.2
VCSA	6	6	4	6	4	15
Family & Children	6	2	12	2	12	3.8
Operating While Intoxicated	10	17	10	17	10	10.4
Disorderly Conduct	8	2	17	2	17	7
Other Non-Index Crimes	17	19	36	19	36	37
<b>TOTAL NON-INDEX</b>	<b>125</b>	<b>108</b>	<b>187</b>	<b>108</b>	<b>187</b>	<b>146.2</b>
<b>MINOR CRIMES</b>	<b>170</b>	<b>110</b>	<b>133</b>	<b>110</b>	<b>133</b>	<b>128.2</b>
<b>TOTAL OFFENSES</b>	<b>399</b>	<b>327</b>	<b>435</b>	<b>327</b>	<b>435</b>	<b>377.2</b>

ARREST	JAN '19	JAN '20	JAN '21	2020 YTD	2021 YTD	5 YR AVG
	Adult	123	109	128	109	128
Juvenile	17	10	19	10	19	19
<b>TOTAL ARRESTS</b>	<b>140</b>	<b>119</b>	<b>147</b>	<b>119</b>	<b>147</b>	<b>154.6</b>



WOODLAND MALL	JAN '19	JAN '20	JAN '21	2020 YTD	2021 YTD	5 YR AVG
	Incidents	21	50	29	50	29

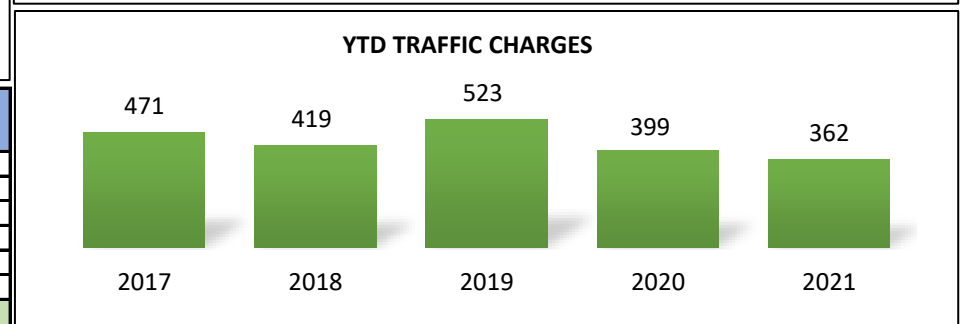
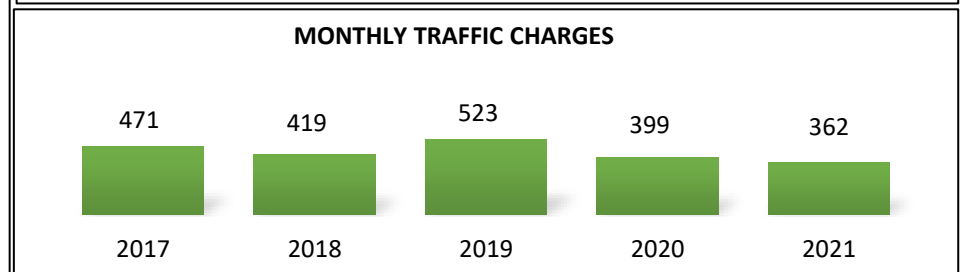
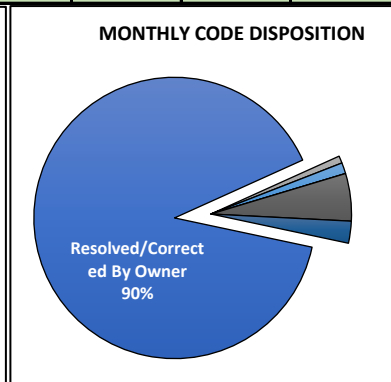

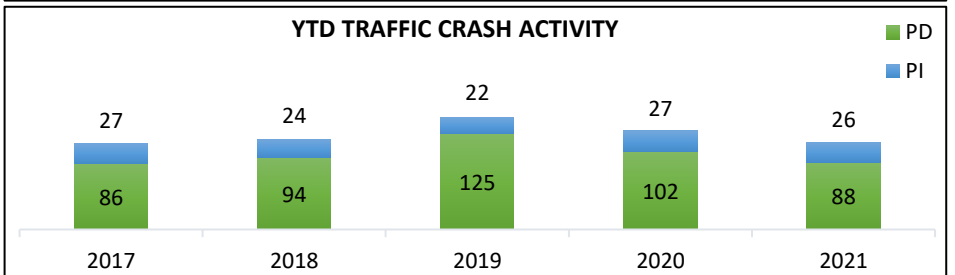
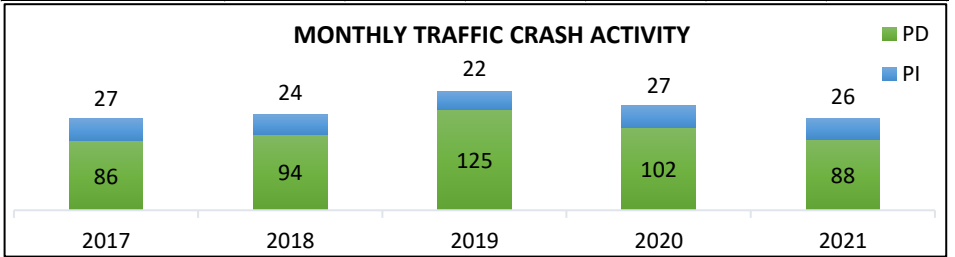


\*DATA PRESENTED THROUGHOUT THE YEAR IS SUBJECT TO CHANGE PENDING END OF YEAR DATA COLLECTION.

## Kentwood Police Department Monthly Statistics January 2021

Complaints	JAN '19	JAN '20	JAN '21	2020 YTD	2021 YTD	5 YR AVG
Animal Nuisance	0	1	1	1	1	0
Auto Repair/Sales	0	5	3	5	3	1
Building Maintenance (All)	9	4	4	4	4	3
Commercial Vehicle Violation	0	3	1	3	1	1
Exterior Nuisance	2	11	1	11	1	5
Garbage/Trash/Junk	35	36	25	36	25	22
Junk/Unlicensed Veh	37	34	35	34	35	27
Parking Lot Hazards	0	0	0	0	0	0
Parking Violations	45	56	27	56	27	39
RV & Equipment Storage	20	23	7	23	7	12
Sidewalk Hazard	1	0	5	0	5	1
Sign Violation	6	3	3	3	3	2
Snow/Ice	26	158	122	158	122	115
Stagnant Water	0	0	0	0	0	0
Vision Obstruction	0	0	0	0	0	0
Grass/Weeds	8	1	0	1	0	2
Yard Waste & Debris	8	7	2	7	2	5
Other Minor Violations	0	1	2	1	2	1
Zoning	0	0	0	0	0	0
<b>TOTAL COMPLAINTS</b>	<b>197</b>	<b>343</b>	<b>238</b>	<b>343</b>	<b>238</b>	<b>239</b>

Traffic	JAN '19	JAN '20	JAN '21	2020 YTD	2021 YTD	5 YR AVG
Property Damage	125	102	88	102	88	102.8
Personal Injury	22	27	26	27	26	24.2
<b>Total Accidents</b>	<b>147</b>	<b>129</b>	<b>114</b>	<b>129</b>	<b>114</b>	<b>127</b>
Citation	523	399	362	399	362	522.2



Complaint Disposition	JAN '19	JAN '20	JAN '21	2020 YTD	2021 YTD	5 YR AVG
Resolved/Corrected By Owner	157	321	214	321	214	212.2
Corrected By City	0	1	2	1	2	0.2
Found Not To Be In Violation	8	5	3	5	3	7.2
In Process/Pending	0	0	0	0	0	2.4
Referred To Other Dpts.	17	7	13	7	13	8.6
Citations Issued	15	9	6	9	6	8
<b>TOTAL DISPOSITION</b>	<b>197</b>	<b>343</b>	<b>238</b>	<b>343</b>	<b>238</b>	<b>238.6</b>