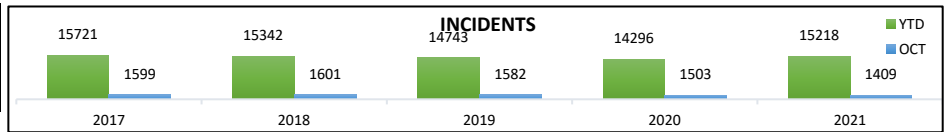


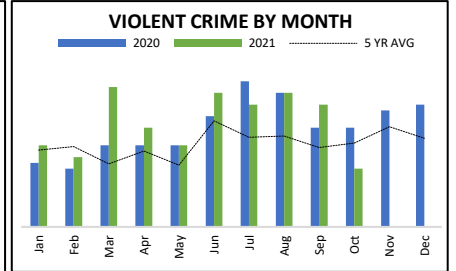
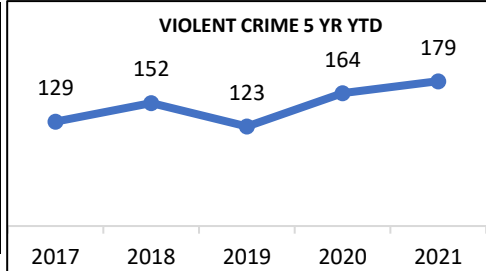
# Kentwood Police Department Monthly Statistics

## October 2021

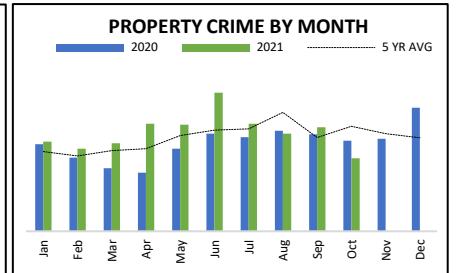
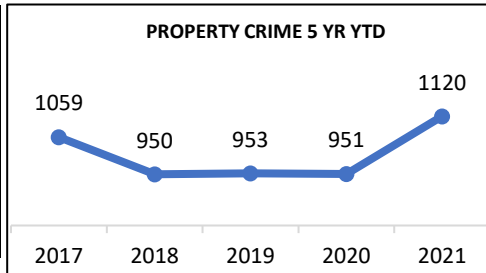
Incidents	OCT '19	OCT '20	OCT '21	2020 YTD	2021 YTD	5 YR AVG
	1,582	1,503	1,409	14,296	15,218	15,141.8



Violent Crime	OCT '19	OCT '20	OCT '21	2020 YTD	2021 YTD	5 YR AVG
	Homicide	0	0	0	4	1
Criminal Sexual Conduct	6	3	2	21	33	20.4
Robbery	3	2	0	22	19	23.6
Aggr. Assault	9	12	8	117	126	93.6
<b>TOTAL VIOLENT</b>	<b>18</b>	<b>17</b>	<b>10</b>	<b>164</b>	<b>179</b>	<b>138.6</b>

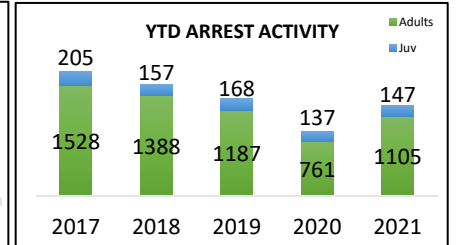
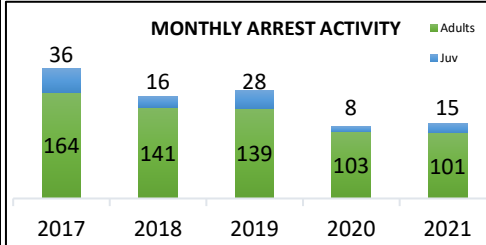


Property Crimes	OCT '19	OCT '20	OCT '21	2020 YTD	2021 YTD	5 YR AVG
	Arson	1	0	0	4	8
Burglary	17	11	10	141	130	156.6
Larceny	96	72	64	676	799	815.6
Motor Vehicle Theft	10	19	8	130	183	76.6
<b>TOTAL PROPERTY</b>	<b>124</b>	<b>102</b>	<b>82</b>	<b>951</b>	<b>1120</b>	<b>1052.2</b>

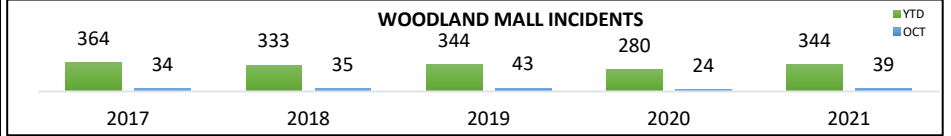


Non-Index	OCT '19	OCT '20	OCT '21	2020 YTD	2021 YTD	5 YR AVG
	Non-Aggravated Assault	45	87	62	549	691
Counterfeit & Forgery	3	0	0	17	12	26.8
Embezzlement	4	0	2	8	14	21.4
Fraud	26	24	24	230	222	230.4
Stolen Property	2	0	12	11	69	11.6
Weapons	5	9	6	78	94	49.4
Prostitution & Vice	1	0	0	1	1	1.8
Sex Offenses	1	3	4	9	16	11.4
VCSA	2	4	7	48	77	173.8
Family & Children	12	9	8	62	88	64.8
Operating While Intox.	9	17	17	86	125	92
Disorderly Conduct	13	13	13	90	128	109.4
Other Non-Index Crimes	29	26	34	332	367	312.6
<b>TOTAL NON-INDEX</b>	<b>152</b>	<b>192</b>	<b>189</b>	<b>1521</b>	<b>1904</b>	<b>1573.6</b>
<b>MINOR CRIMES</b>	<b>197</b>	<b>137</b>	<b>128</b>	<b>1082</b>	<b>1580</b>	<b>1326.4</b>
<b>TOTAL OFFENSES</b>	<b>491</b>	<b>448</b>	<b>409</b>	<b>3718</b>	<b>4783</b>	<b>4090.8</b>

ARREST	OCT '19	OCT '20	OCT '21	2020 YTD	2021 YTD	5 YR AVG
	Adult	139	103	101	761	1105
Juvenile	28	8	15	137	147	187
<b>TOTAL ARRESTS</b>	<b>167</b>	<b>111</b>	<b>116</b>	<b>898</b>	<b>1252</b>	<b>1542</b>



WOODLAND MALL	OCT '19	OCT '20	OCT '21	2020 YTD	2021 YTD	5 YR AVG
	Incidents	43	24	39	280	344

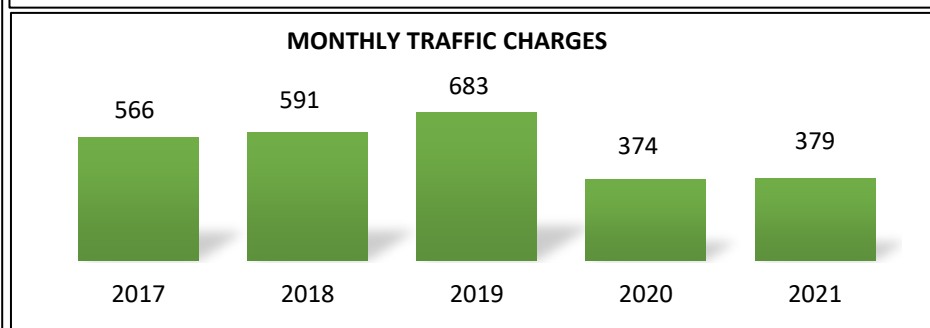
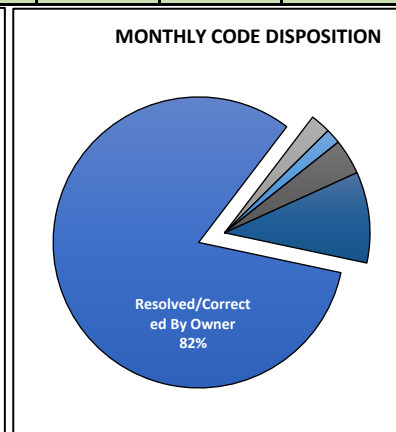
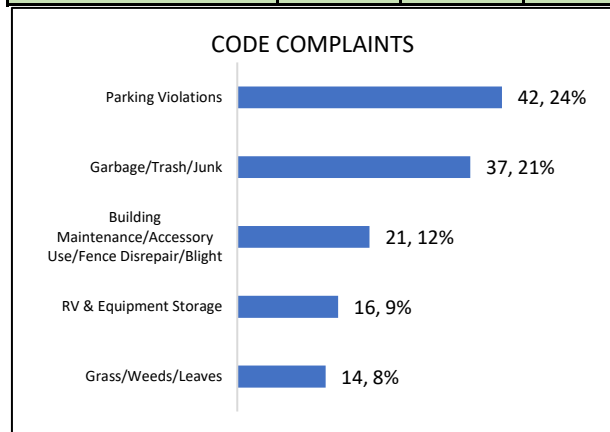
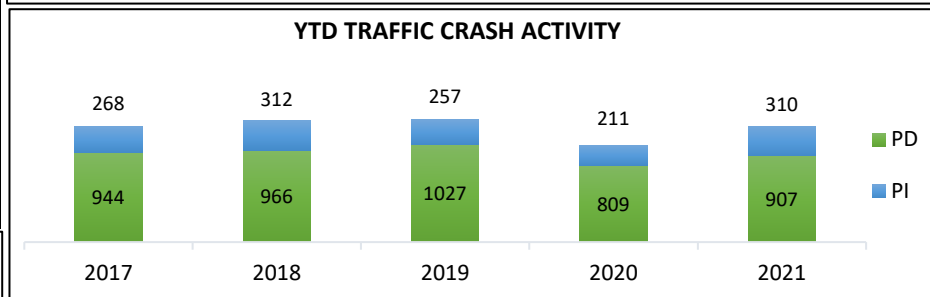
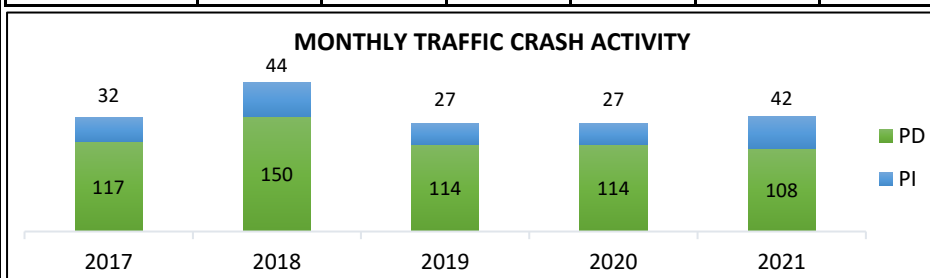


\*DATA PRESENTED THROUGHOUT THE YEAR IS SUBJECT TO CHANGE PENDING END OF YEAR DATA COLLECTION.

## Kentwood Police Department Monthly Statistics October 2021

Complaints	OCT '19	OCT '20	OCT '21	2020 YTD	2021 YTD	5 YR AVG
Animal Nuisance	2	4	3	20	17	19
Auto Repair/Sales	5	10	2	40	35	27
Building Maintenance	14	6	21	80	105	57
Commercial Vehicle	1	7	0	27	22	16
Exterior Nuisance	10	16	10	126	124	98
Garbage/Trash/Junk	36	58	37	367	357	301
Junk/Unlicensed Veh	33	17	11	171	203	208
Parking Lot Hazards	0	0	0	1	2	2
Parking Violations	39	23	42	254	284	305
RV & Equipment Storage	9	13	16	120	109	128
Sidewalk Hazard	10	8	1	176	34	102
Sign Violation	4	5	10	37	48	49
Snow/Ice	0	0	0	180	346	186
Stagnant Water	2	2	1	9	8	8
Vision Obstruction	0	0	0	0	3	3
Grass/Weeds	23	21	14	473	374	559
Yard Waste & Debris	7	6	8	58	51	68
Other Minor Violations	1	0	2	10	11	22
Zoning	0	0	0	1	3	2
<b>TOTAL COMPLAINTS</b>	<b>196</b>	<b>196</b>	<b>178</b>	<b>2150</b>	<b>2136</b>	<b>2161</b>

Traffic	OCT '19	OCT '20	OCT '21	2020 YTD	2021 YTD	5 YR AVG
Property Damage	114	114	108	809	907	936.6
Personal Injury	27	27	42	211	310	271
<b>Total Accidents</b>	<b>141</b>	<b>141</b>	<b>150</b>	<b>1020</b>	<b>1217</b>	<b>1208</b>
Citation	683	374	379	2252	3618	5781.8



Complaint Disposition	OCT '19	OCT '20	OCT '21	2020 YTD	2021 YTD	5 YR AVG
Resolved/Corr. By Owner	182	163	146	1956	1841	1890
Corrected By City	2	4	4	32	66	13.6
Not In Violation	2	1	3	34	30	82.4
In Process/Pending	0	0	0	0	0	30
Referred To Other Dpts.	3	7	7	55	77	67.6
Citations Issued	7	21	18	73	122	77
<b>TOTAL DISPOSITION</b>	<b>196</b>	<b>196</b>	<b>178</b>	<b>2150</b>	<b>2136</b>	<b>2161</b>

